



Aussie Pumps

**PUMP
SMART 9**



RELIABLE PRODUCTS ... RELIABLE PEOPLE
aussiepumps.com.au

We're for Australia

AUSTRALIA'S BIGGEST RANGE OF SELF-PRIMING PUMPS



- We're a small dedicated team of sales, production & warehouse staff
- Over 30 years experience in the pump business
- Our products are exported worldwide to mines, shipyards, industrial plants, navies & agricultural producers
- Over 250 Australian & international distributors
- 100% Australian owned

OUR MISSION

- To develop & deliver the best products at fair prices.
- We listen to & liaise with customers and industry specialists to develop products that **work well, save time & deliver** great results for professional users.
- Our range includes **self-priming pumps & high pressure cleaners** made for industrial applications & tough Australian conditions.

1. QUIK PRIME (QP) PUMPS Petrol & Diesel Engine Drive, Self Priming Pumps for Water Transfer

P3-28

- Ultralites
- Fire fighting pumps
- Transfer pumps
- Trash pumps
- 6" trailer mounted
- Hose assemblies to suit



2. GMP INDUSTRIAL PUMPS Cast Iron, Stainless Steel & Ni Al Bronze Self Primers

P29-42

- Electric drive
- Hydraulic drive
- Bare Shaft
- Engine drive



3. SMART PUMPS ... Leak free chemical transfer, Polyester, Polypropylene & 316 Stainless Steel

P43-52



4. HYDROSTATIC TESTERS High pressure & high flow Petrol & Diesel Drive to 500 bar

P53-54



5. HIGH PRESSURE BLASTERS A selection of our top selling cold water blasters & steam cleaners (refer to Blaster Blitz for full range)

P55-58



6. AG SPRAY PUMPS & MUCK OFF UNITS 40 bar & 50 bar, flows to 150 lpm

P59-62



Also

MARKETING & ONLINE SUPPORT

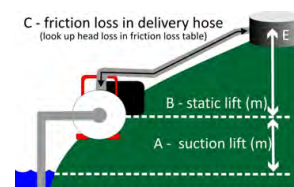
P63/64

PUMP SELECTION GUIDE

P65

TROUBLESHOOTING GUIDE

P66



Aussie Pumps

Aussie QP



QUIK PRIME

Aussie's Self Priming Advantage

- ✓ Fast to set up
- ✓ Easy to use
- ✓ Simple to service

Using only the World's best engines, our QP range of engine drive, self priming pumps deliver on quality and performance

- ✓ Reliable & Robust
- ✓ Exceptional performance
- ✓ Quality components
- ✓ Best value



1. QUIK PRIME (QP) PUMPS

High Pressure Pumps ... fire protection, long distance transfer (1" - 4" ports)

1.1.1 Ultralites p4	1.1.2 Aussie Fireman p4	1.1.3a Honda Fire Pumps (Fire Chief & Mr T) p5-7	1.1.3b Diesel Fire Pumps (Fire Chief & Mr T) p8-9	1.1.4a Petrol Brigade Boss p10	1.1.4b Diesel Brigade Boss p11
-----------------------------------	---------------------------------------	--	---	--	--

High Volume Pumps ... site dewatering, fast fill tanks, flood irrigation (2" - 6" ports)

1.1.5a Petrol Gushers p12-13	1.1.5b Diesel Gushers p14-15	1.1.6a Petrol Trash p16	1.1.6b Diesel Trash p17	1.1.7 Mine Boss pumps p18	1.1.8 Water cart specials p19
1.1.9 6" QP skid p20	1.1.10 6" MQ trailer p21	1.1.11 QP Marine (Sea Skipper) p22	1.2 Diesel fuel/Chemical transfer p23	Also ... PUMP SELECTION GUIDE ... P65 TROUBLESHOOTING GUIDE ... P66	

Accessories & Spares

1.3 Wet ends & spares kits p24	1.4 QP accessories & batteries p25	1.5 Hose & Hose kits p26-27	1.6 Couplings & strainers p27	1.7 Yanmar engines p28	1.8 Engine fuel consumption p28
--	--	---	---	--------------------------------------	---



1.1.1 ULTRALITES ... HONDA POWER ... GREAT PERFORMANCE



QP154SX

FREE 1" reducers with QP154SX for use with 1" hoses



QP1/GX25

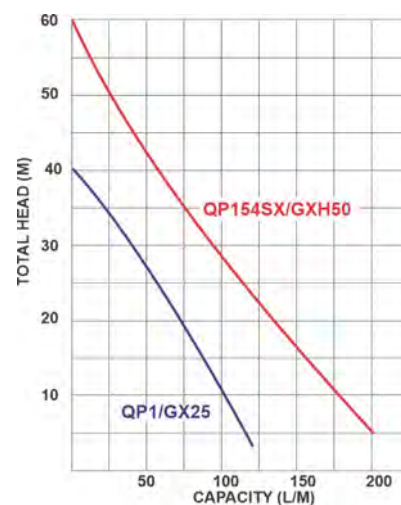


Aussie "Ultralite" lightweight 1" & 1½" pumps, portable & effective.

- **Five year pump warranty**
- **Lightweight**, portable
- **Fast self priming** from 8 metres
- **Replaceable flanged** suction cover and discharge elbow (not QP1)
- QP154 series flanged discharge can be rotated
- **Honda 4 stroke**, lightweight petrol engines (**Honda GX engine 3 year warranty**)
- Skids with rubber feet and carry handle
- Robust open impeller
- **FREE** strainer and coupling kit

Applications:

- Personal fire protection
- Water transfer
- Mop up/fire fighting
- Irrigation
- Spraying



Port size (in/out)	S/code	Engine	HP	Pump PSI	Total Head (m)	Max Flow (lpm)	Self primes to (m)	Pump Weight (kg)	Carton Dimensions (mm) lwxwxh	List price
1" x 1"	QP1/GX25	HONDA	1	57	40	120	7.6	5.0	355x235x295	\$555
1½" x 1½"	QP154SX/GXH50	HONDA	2.5	85	60	210	8	9.8	425x318x425	\$772

Rejuvenation kits

	Shaft	S/code	
QP1	12mm (M8)	Q1REJ-2	\$66
QP154	3/4" threaded	Q154SXREJ-2	\$119

**Materials of Construction**

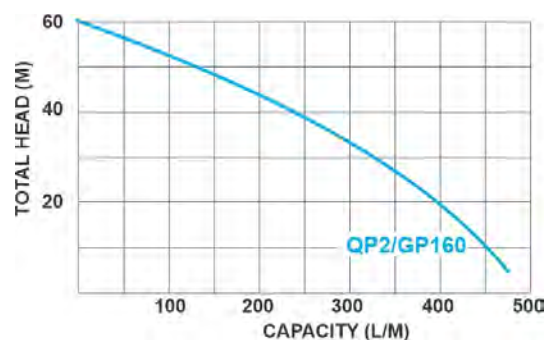
Front case & back plate	Marine grade aluminium
Impeller & Volute	Marine grade aluminium
Mechanical seal	Carbon ceramic
Outlet	Marine grade aluminium
Casing bolts	Zinc plated steel
Check valve & seals	Nitrile rubber
Priming & drain plugs	Polycarbonate
Finish	Brushed Aluminium

1.1.2 AUSSIE FIREMAN ... HONDA POWER



Taking it's design principles from the **Aussie Fire Chief**, the new **Aussie Fireman** is a **smart choice** for applications where the engine is not required to run continuously for long periods.

- **Lightweight** ... portable hobby pump
- **Genuine Honda GP engine** (recoil start) with 2 year Honda GP engine warranty (domestic)
- **Primes fast** from 7 metres
- **Replaceable flanged** suction port & discharge ports ... easy to service check valve or change port size
- **FREE** Skids with rubber feet and carry handle
- **Single piece**, heavy duty closed impeller
- **Big 2 inch inlet**... 3 way outlet
- **Big belly body**... fast priming & extra performance
- **Big drain port**... quick draining
- **Easy access** priming port



NEW Aussie Fire Cart ...
Convenient, safe, OH&S friendly
Trolley that suits GP160

Not assembled. (pump sold separately, shown here with Aussie Fire Chief)
QFIRECART ... \$370

**O-ring kit**

	S/code	
QP2S	Q2S-ORKT	\$67

Rejuvenation kit

	S/code	
QP2S	Q2SREJ-2	\$115

HONDA PETROL - 2 year engine warranty

Port size (in/out)	Model	s/code	HP	Pump PSI	Total Head (m)	Max Flow (lpm)	Self primes to (m)	Boxed weight kg	Carton size (mm) lwxwxh	List price
2" inlet 3 way outlet 2 x 1" & 1 x 1½"	QP2S	QP-2S/GP160	5.5 (GP160)	85	60	450	7	21.5	400x490x410	\$862

Performance figures to be taken as a guide only, for detailed performance curves contact an authorised Aussie Distributor.



AUSSIE FIRE CHIEF HERE'S WHY IT'S BETTER

POWERED by
HONDA



Metal caps
& chains

Polished marine
grade aluminium
body

Separate
replaceable
suction flange

BIG 2"
suction port

Big belly body
means FAST priming

BIG drain plug

Steel skids with
anti-vibration mounts

Aussie Pumps
5 YEAR
pump end
warranty


Genuine Honda
GX series

BUY AN AUSSIE FIRE CHIEF ... BUY THE BEST!

Watch out for 3rd world chrome plated copies.
They're not Aussie's, send them back!



Scan or click to see
the Aussie Fire Chief
Advantage



The biggest impeller in the business -
2.5 times heavier than competitors ...
25% more performance!



Aussie Fire Pumps in action
See the impressive performance



LIVING ON THE EDGE (Case study)
Example of fire pump installation on rural home



JOE'S BUSHFIRE READY
See his installation and pump (4" Twin) in action





1.1.3A AUSSIE HONDA FIRE PUMPS ...THE WORLD'S BEST

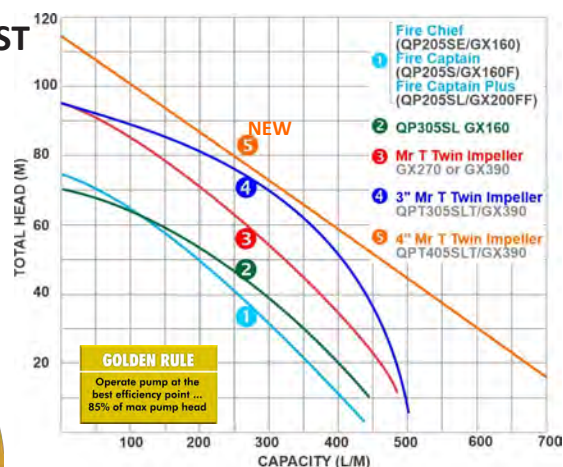
AUSSIE QUIK PRIME (QP)



Aussie Fire Chief
(QP205SE/GX160)

Huge single piece impeller ...
designed for performance & longevity

Options ...
2" or 3" outlets &
1½" or 3" inlets



Performance figures to be taken as a guide only, for detailed performance curves contact an authorised Aussie Distributor.

Materials of construction

Front case & back plate	Marine grade aluminium
Impeller & Volute	Marine grade aluminium
Mechanical seal	Carbon ceramic
Outlet	Marine grade aluminium
Casing bolts	Zinc plated steel
Check valve & seals	Nitrile rubber
Priming & drain plugs	Polycarbonate
Finish	Brushed Aluminium (Except QPT405SLT)

Aussie Fire Pumps are regarded as the world's finest portable high pressure self-priming pumps.

Extraordinary performance, quality components and ease of serviceability makes the Aussie Fire Chief the choice of farmers and professional fire fighting authorities around the world.

- **Unique five year warranty**
- **Lightweight** ... portable firefighting pump
- **Primes fast** from 7.6 metres
- **Replaceable flanged** suction port & discharge ports ... easy to service check valve or change port size
- **FREE** Skids with rubber feet and carry handle on Fire Chief & QP305/GX160
- **Full welded frame with anti-vibration mounts** (option for Fire Chief & QP305/GX160)
- **Single piece**, heavy duty closed impeller
- **Big 2 inch** inlet (BSP male) ... more volume
- **Big belly body**... fast priming & extra performance

- **3 way outlet** with top quality metal caps & chains
- **2" outlet port elbow option** to optimise performance (Q1803-000090 ... \$110^{+GST})
- **Viton option...** QP205SE & SL (3/4" shaft only). Full range of Viton fitted pumps ... p23
- Hose kits p26

Electric start models *

- Fitted with colour coded battery leads, mounting tray, securing rods & plate.
- Battery supplied separately ... see page 25 for details

Applications:

- Fire fighting, mop up & general fire protection
- High pressure water transfer
- Spray irrigation
- High pressure spraying
- Sheep jetting
- Boom spraying
- Stock crate wash down
- Machinery wash down
- Stock washdown

PUMP PROTECTION

Pressure relief valve
(recommended when using a ball valve or quick action fire nozzles)

10 bar, adjustable, suits all QP fire & high pressure pumps, Inlet 1" BSP, Outlet 1" BSP Q078908-3410

\$305^{+GST}

NEW Aussie Fire Cart ...

Convenient, safe, OH&S friendly

Trolley that suits Fire Chief, **not assembled**. (pump sold separately) QFIRECART ...

\$370^{+GST}



AUSSIE RED BRIGADE SERIES



Fire Captain Plus
(QP205SL/GX200FF)



Mr T Twin Impeller
(QPT-205SLT/GX270)



NEW 3" Mr T Twin
Cut friction loss, exceptional performance (QPT-305SLT/GX390E)



NEW 4" Mr T Twin
(with long range fuel tank)
Running time approx 4.5 hours



1.1.3A AUSSIE HONDA FIRE PUMPS ... THE WORLD'S BEST

HONDA PETROL - 3 year GX engine warranty


POWERED by **HONDA**  **3 YEAR WARRANTY**

Port size (inlet/outlet) BSP Male	Model	S/code		HP	Pump PSI	Total Head (m)	Max Flow (lpm)	Self primes to (m)	Carton size (mm) lwxhxh	Boxed weight kg	List price
2" inlet 3 way outlet 2 x 1" & 1 x 1½"	Fire Chief (QP205SE)	QP205SE/GX160	recoil start, skids & handle	5.5	107	75	450	7.6	520x410x415	26	\$1,033
		QP205SEV/GX160	recoil start, Viton seals								\$1,430
		QP205SE2/GX160	recoil start, 2" outlet fitted skids & handle								\$1,224
	Fire Captain (RB)	QP205S/GX160F	recoil start	5.5	107	75	450	7.6	595x410x490	30	\$1,253
	Fire Captain Plus (QP205SL) RED BRIGADE	QP205SL/GX200FF	recoil start	6.5	107	75	450	7.6	545x410x490	30	\$1,568
		QP205SL/GX200E	electric start						640x480x580	45	\$2,174 *
	Mr T Twin Impeller (QPT-205SLT) RED BRIGADE	QP205SL/GX200E2	electric start, 2" outlet fitted	9	135	95	500	7.6	520x710x605	45	\$2,258 *
		QPT205SLT/GX270	recoil start							55	\$2,316
		QPT205SLTGX270E	electric start							65	\$3,363 *
		QPT205SLT/GX390	recoil start							60	\$2,866
	QPT205SLTGX390E	electric start	13	70	\$4,075 *						
3"x 3"	QP305SL RED BRIGADE	QP305/GX160	recoil start, skids & handle	5.5	100	70	510	7.6	520x410x415	26	\$1,139
		QP305SL/GX200	recoil start	6.5					545x410x490	30	\$1,633
		QP305SL/GX200E	electric start						640x480x580	45	\$2,476 *
	NEW 3" Mr T Twin Impeller (QPT-305SLT) RED BRIGADE	QPT305SLT/GX390	recoil start	13	135	95	500	7.6	520x710x605	60	\$3,202
		QPT305SLTGX390E	electric start							70	\$4,319 *
3 way outlet (2x3", 1x4") 4" inlet	4" Mr T	QPT405SLT/GX390EL	electric start, 16L long range fuel tank	13	164	115	795	7.6	950x750x980	144	\$9,321 *

"We have been using Aussie pumps for all aspects of our business. We currently are running 6 fire chiefs & scud pressure washer, the only reason we run these pumps is they run all day, rain, hail, shine.

We saved our property from the Conjola bushfires in 2019 only because of the mobile water units that we had set up 8.5 thousand litres moved in 3 hours all with Aussie pumps. You guys make our business & saved our lives"

Darren Mair, Insight Pest & Property Management NSW.



Scan (or click) to download FREE Bushfire Survival Guide

PEDESTAL PUMPS, WET END KITS & REJUVENATION KITS

KEEP YOUR PUMP IN TOP CONDITION SAVE TIME, SAVE MONEY!


	Pedestal Pump			Wet End Kits Petrol Engines <i>(change out an old pump for an Aussie ... it's easy, see page 24 for compatible pump brands)</i>				O-ring Kit	Rejuvenation Kit <i>(Mechanical seal & associated O-rings)</i>			
Model	Shaft (mm)	S/code	List price	S/code	Engine Shaft	Carton size (mm) / weight (kg)	List price		Engine Shaft	S/code	List price	
QP205SE	28	QP205SE/PED	\$1,122	QP205SEKIT QP205SEKIT 1.5 QP205SEVKIT (Viton)	¾" threaded	345x312x242 / 12	\$539 \$690 \$999	Q205S-ORKT \$86	¾" threaded	Q205SREJ-2	\$133	
				QP205SEKIT5/8	5/8" threaded		\$539			Q205SREJV-2 (Viton)	\$382	
				QP205SL	n/a		QP205SLKIT1P			1" threaded	\$969	1" threaded
QP305	28	QP305/PED	\$1,363	QP305KITN/SH	¾" threaded		\$662			¾" threaded	Q205SREJ-2	\$133
QPT205SLT (twin)	24	QP205SLT/PED	\$2,723	QPT205SLTKIT (petrol)	1" threaded	345x312x242 / 12	\$1,983			Step shaft 1" threaded	QT205SLTWREJ-2 QT205SLTREJ-2	\$377
QPT405SLT (Twin)		QPT405SLT/PED		QPT405SLTKIT	1" threaded		tba	n/a	1" threaded	QT405SLTREJ-2	\$827	

NOTE: Check engine shaft size before ordering.


Viton Rejuvenation kit
Mechanical seal, O-rings & check valve.



1.1.3B AUSSIE DIESEL FIRE PUMPS ... THE WORLD'S BEST



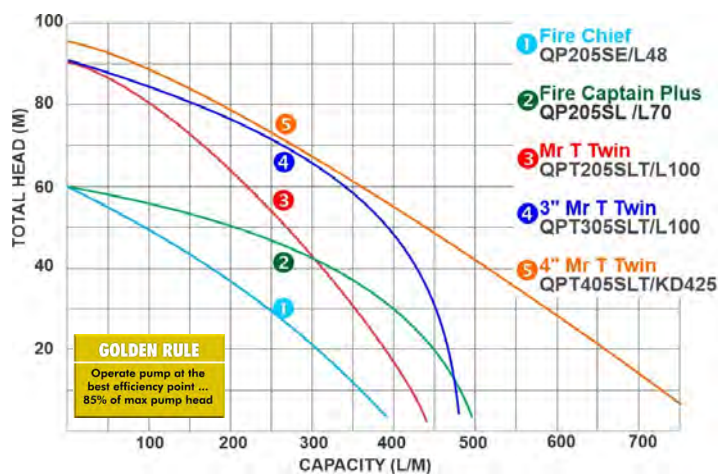
Mr T Twin Impeller
(QPT205SLT) Yanmar



Huge single piece impellers ... designed for performance & longevity



Options ...
2" or 3" outlets &
1 1/2" or 3" inlets



Performance figures to be taken as a guide only, for detailed performance curves contact an authorised Aussie Distributor.

Materials of construction

Front case & back plate	Marine grade aluminium
Impeller & Volute	Marine grade aluminium
Mechanical seal	Carbon ceramic
Outlet	Marine grade aluminium
Casing bolts	Zinc plated steel
Check valve & seals	Nitrile rubber
Priming & drain plugs	Polycarbonate
Finish	Brushed Aluminium (except QPT405SLT)

Applications:

- Fire fighting, mop up & general fire protection
- High pressure water transfer
- Spray irrigation
- High pressure spraying
- Sheep jetting
- Boom spraying
- Stock crate wash down
- Machinery wash down
- Stock washdown

PUMP PROTECTION Pressure relief valve

(recommended when using a ball valve or quick action fire nozzles)

10 bar, adjustable,
Inlet 1" BSP, Outlet 1" BSP
Q078908-3410

\$305^{+GST}



The Aussie QP range of high pressure fire pumps are powered by diesel engines from the world's best engine manufacturers.

- Unique five year pump end warranty
- Prime fast from 7.6 metres
- Replaceable flanged suction port & discharge ports ... easy to service check valve or change port size
- Fully welded galvanised or stainless steel roll frame with anti-vibration mounts
- Single piece, heavy duty closed impeller
- Big 2 inch inlet... more volume
- Big belly body... fast priming & more performance
- 3 way outlet with top quality metal caps & chains

These quality pumps are designed to perform for years of economical service.

Diesel drive fire pumps are safer to refuel during a bushfire emergency.

- 2" outlet port elbow option to optimise performance (Q1803-000090 ... \$110^{+GST})
- Viton option... QP205SE & SL (3/4" shaft only). Full range of Viton fitted pumps ... p23

Hose kits P26

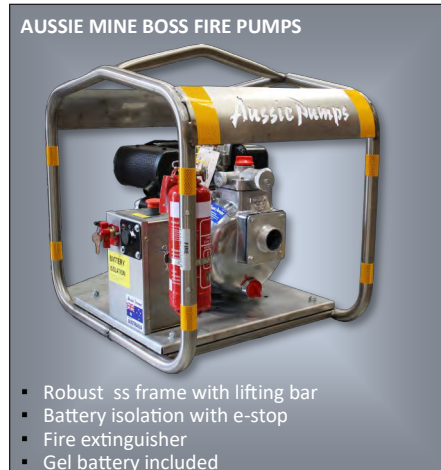
Electric start models *

- Fitted with colour coded battery leads, mounting tray, securing rods & plate.
- Battery supplied separately ... see page 25 for details
- Fuel solenoid fitted to some models




Fire Chief
(QP205SE) Yanmar L48E

WELDED STAINLESS STEEL
OR GAL FRAME INCLUDED



AUSSIE MINE BOSS FIRE PUMPS

- Robust ss frame with lifting bar
- Battery isolation with e-stop
- Fire extinguisher
- Gel battery included



Scan (or click) to download
Aussie's FREE Bushfire Survival Guide





1.1.3B AUSSIE DIESEL FIRE PUMPS ... THE WORLD'S BEST

YANMAR DIESELS - 2 year engine warranty



Electric start option

*Battery not supplied with standard electric start models

Port size (inlet/outlet) BSP Male	Model	S/code	HP	Pump PSI	Total Head (m)	Max Flow (lpm)	Self priming to (m)	Carton Size (mm) lwxwxh	Boxed weight kg	List price
2" inlet 3 way outlet 2 x 1" & 1 x 1 1/2"	Fire Chief (QP205SE)	QP205SE/L48	4.8	85	60	400	7.6	630x445x610	45	\$3,793
		QP205SE/L48E						630x570x610	45	\$5,034
		QP205SE/L48ESOL								\$5,274 *
	Mine Boss Fire Chief	QP205SE/L48EMS2						600x680x660	55	\$7,287
	Fire Captain Plus (QP205SL)	QP205SL/L70E	7	85	60	500	7.6	735x612x700	70	\$6,681 *
		QP205SL/L70ESOL								\$6,981 *
3" x 3"	Mr T Twin Impeller	QPT205SLT/L100E	10	128	90	450	7.6	650x690x650	100	\$7,125 *
		QPT205SLT/L100ES								\$7,425 *
		QPT205SLT/L100EL						650x700x900	105	\$7,579 *
	Mine Boss Mr T	QPT205SLT/L100M						810x605x870	115	\$9,029
	QP305SL	QP305SL/L70E	7	85	60	500	7.6	735x612x700	70	\$7,212 *
	NEW 3" Mr T twin	QPT305SLT/L100E						650x690x650	100	\$7,841 *
		QPT305SLT/L100EL						650x690x650	105	\$8,308 *
	Mine Boss Mr T 3"	QPT305SLT/L100M						810x605x870	115	\$9,584

Yanmar Engine Service Kits

Buy one with your pump ...
makes engine service simple!

Yanmar Engine Service Kits ...

Easy engine service, service engine every 3 months.

L48N	EAPFKL48N	Includes air filter element, fuel filter element, oil filter strainer, fuel filter strainer, 1 litre of SAE40 oil	\$192
L70N & L100N	EAPFKL100N	Includes air filter element, fuel filter element, oil filter strainer, fuel filter strainer, 2 litres of SAE40 oil	\$246

4" Mr T Twin Impeller, Kubota diesel powered | Big pump ... big performance

- 20HP Kubota water cooled diesel, electric start engine (battery sold separately)
- Sled mounted with 60 litre fuel tank (approx. 12 hrs running time)
- Big belly body... fast priming & extra performance

- Lubricated dual Silicon Carbide seal (separate oil chamber) ... 5 times more corrosion resistant than Tungsten Carbide
- 3 way outlet ... 1 x 4", 2 x 3"
- FREE strainer & coupling kit
- Aussie Mine Boss option +\$1,400



KUBOTA DIESELS - 2 year engine warranty

Port size (inlet/outlet) BSP Male	Model	S/code	HP	Pump PSI	Total Head (m)	Max Flow (lpm)	Self priming to (m)	Packed Dimensions (mm) lwxwxh	Boxed weight kg	
4" inlet 3 way outlet	4" Mr T Kubota	QPT405SLTD/D722	20	135	95	770	7	1720x920x1300	330	\$21,423*

PEDESTAL PUMPS, WET END KITS & REJUVENATION KITS

KEEP YOUR PUMP IN TOP CONDITION SAVE TIME, SAVE MONEY!

Pedestal Pump				Wet End Kits for Diesel Engines (change out an old pump for an Aussie ... it's easy)				O-ring Kit	Rejuvenation Kit (Mechanical seal & associated O-rings)		
Model	Shaft (mm)	S/code	List price	S/code	Engine Shaft	Carton size (mm) /weight (kg)	List price		Engine Shaft	S/code	List price
QP205SE	28	QP205SE/PED	\$1,222	QP205SDKIT (diesel)	3/4" threaded	345x312x242 / 12	\$740	Q205S-ORKT \$86	3/4" threaded	Q205SREJ-2	\$133
QP205SL		n/a		QP205SLKIT1P	1" threaded		\$969			Q205SREJ-2 (Viton)	\$382
QP305SL	28	QP305/PED	\$1,363	QP305SLKIT	1" threaded		\$969		1" threaded	Q205SLREJGX390-2	\$377
QPT205SLT (twin)	24	QPT205SLT/PED	\$2,723	QPT205SLTDKIT (diesel) QPT205SLTDKITKUB (Kubota)	1" threaded	345x312x242 / 12	\$1,983		Step shaft 1" threaded	QT205SLTWREJ-2 QT205SLTREJ-2	\$377
QPT405SLT		QPT405SLT/PED		QPT405SLTKIT	1" threaded		tba	n/a	1" threaded	QT405SLTREJ-2	\$827

NOTE: Check engine shaft size before ordering.

Viton Rejuvenation kit Mechanical seal, O-rings & check valve.

All prices AU\$, exclude gst, ex Sydney warehouse.
Prices & specs subject to change without notice.

Australian Pump Industries (aussiepumps.com.au) 02 8865 3500

Page 9



1.1.4a BRIGADE BOSS ... HONDA POWER ... HIGH PRESSURE/FLOW

AUSSIE QUIK PRIME (QP)



BRIGADE BOSS

QP402SL Honda

Compliant with
AUSTRALIAN
EMISSIONS
STANDARDS

- BIG PRESSURE, BIG FLOW
- Superb fuel efficient performance
- Big closed single impeller
- Marine grade aluminium body
- Replaceable flanged suction port
- FREE fully welded roll frame with anti vibration mounts
- Exceptional priming from 8m
- Diesel drive & hydraulic options
- FREE strainer & coupling kit

Electric start models *

- Fitted with colour coded battery leads, mounting tray, securing rods & plate.
- Battery supplied separately ... see page 25 for details

Applications:

- Fire fighting, village protection
- Wash & flush stock crate cleanout
- Fast fill water cart applications
- Water cart batter spray
- High pressure water transfer
- Construction site dust suppression
- High head dewatering




Closed impeller for more pressure, larger vanes to maintain flow

SL SERIES ... HIGH HEAD

HONDA PETROL - 3 year GX engine warranty

POWERED by
HONDA

Port size (inlet/outlet) BSP Male	Model	S/code	HP	Pump PSI	Total Head (m)	Max Flow (lpm)	Self primes to (m)	Carton Size (mm) lwxwxh	Boxed weight (kg)	List price
3" x 3"	QP310SL RED BRIGADE BOSS	QP310SL/GX390E	13	71	50	1200	8	1100x800x850	100	\$6,081 *
4" x 4"	QP402SL RED BRIGADE BOSS	QP402SL/GX390E				1450				\$6,081 *



Closed impeller with slim vanes for extra pressure

SX SERIES ... EXTRA HIGH HEAD

HONDA PETROL - 3 year GX engine warranty

POWERED by
HONDA

Port size (inlet/outlet) BSP Male	Model	S/code	HP	Pump PSI	Total Head (m)	Max Flow (lpm)	Self primes to (m)	Carton Size (mm) lwxwxh	Boxed weight (kg)	List price
3" x 3"	QP310SX/GX390E RED BRIGADE BOSS	QP310SX/GX390E	13	100	70	1050	7.8	1100x800x850	100	\$6,149 *
4" x 4"	QP402SX/GX390E RED BRIGADE BOSS	QP402SX/GX390E								\$6,149 *

PUMP PROTECTION
Pressure relief valve
(recommended when using a ball valve or quick action fire nozzles)



10 bar, adjustable, suits all QP fire & high pressure pumps,
Inlet 1" BSP, Outlet 1" BSP
Q078908-3410 305^{gST}

PEDESTAL PUMPS, WET END KITS & REJUVENATION KITS

KEEP YOUR PUMP IN TOP CONDITION SAVE TIME, SAVE MONEY!

		Pedestal Pump			Wet End Kits (Petrol version)					O-ring Kit		Rejuvenation Kit		
Port size (in/out)	Model	Shaft (mm)	S/code	List price	S/code	Engine Shaft	Weight (kg)	Dimensions (mm)	List price	S/code	Engine Shaft	S/code	List price	
3" x 3"	QP310SL	24	QP310SL/PED	\$3,575	QP310SL/KIT	1" keyed (petrol)	24	500x400x445	\$2,581	Q402-ORKT \$86	1" keyed	Q402REJ-2	\$420	
	QP310SX	24	QP310SXPED	\$3,684	QP310SXKIT N/F				\$2,581					
4" x 4"	QP402SL	24	QP402SL/PED	\$3,575	QP402SLKIT N/F				\$2,581					
	QP402SX	24	QP402SX/PED	\$3,684	QP402SXKIT				\$2,581					



1.1.4b BRIGADE BOSS DIESEL POWERED ... HIGH PRESSURE/FLOW



BRIGADE BOSS
QP310SX Yanmar

Aussie Sea Skipper
marine high pressure pumps
For salt water applications
See p22 for details



Aussie Mine Boss

- Big ss frame with lifting bar
- Battery isolation
- Fire extinguisher
- E-stop



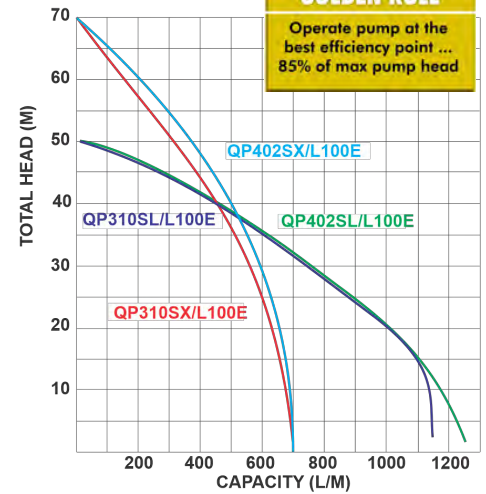
- **BIG PRESSURE, BIG FLOW**
- **Superb fuel efficient** performance
- **Big closed single impeller**
- **Marine grade** aluminium body
- **Replaceable flanged** suction port
- **FREE** fully welded roll frame with anti vibration mounts
- **Exceptional priming** from 8m
- Petrol drive & hydraulic options
- **FREE** strainer & coupling kit

Electric start models *

- Fitted with colour coded battery leads, mounting tray, securing rods & plate.
- Battery supplied separately ... see page 25 for details
- Fuel solenoid fitted to some models



Yanmar engine service kits p28



Performance figures to be taken as a guide only, for detailed performance curves contact an authorised Aussie Distributor.

Materials of construction

Front case & back plate	Marine grade aluminium
Impeller & Volute	Marine grade aluminium
Mechanical seal	Carbon ceramic
Outlet	Marine grade aluminium
Casing bolts	Zinc plated steel
Check valve & seals	Nitrile rubber
Priming & drain plugs	Polycarbonate
Finish	Brushed Aluminium

SL SERIES ... HIGH HEAD

YANMAR DIESELS - 2 year engine warranty

Port size (inlet/outlet) BSP Male	Model	s/code	HP	Pump PSI	Total Head (m)	Max Flow (lpm)	Self primes to (m)	Carton Size (mm) lwxwxh	Boxed weight (kg)	List price
3" x 3"	QP310SL Yanmar	QP310SL/L100E (electric start)	10	71	50	1150	8	775x660x705	105	\$9,311 *
		QP310SL/L100ESOL (solenoid fitted)				1150		810x605x870	120	\$9,611 *
	QP310SL Mine Boss	QP310SL/L100EMS2 (electric start)				1150		810x605x870	120	\$11,449 *
4" x 4"	QP402SL Yanmar	QP402SL/L100AE (electric start)				1250		775x660x705	105	\$9,311 *
		QP402SL/L100ESO (solenoid fitted)				1250		810x605x870	120	\$9,611 *
	QP402SL Mine Boss	QP402SL/L100EMS2 (electric start)				1250		810x605x870	120	\$11,449 *

SX SERIES ... EXTRA HIGH HEAD



PUMP PROTECTION

Pressure relief valve
(recommended when using a ball valve or quick action fire nozzles)
10 bar, adjustable, Q078908-3410 \$305^{GST}



YANMAR DIESELS - 2 year engine warranty

Port size (inlet/outlet) BSP Male	Model	s/code	HP	Pump PSI	Total Head (m)	Max Flow (lpm)	Self primes to (m)	Carton Size (mm) lwxwxh	Boxed weight (kg)	List price
3" x 3"	QP310SX Yanmar	QP310SX/L100E (electric start)	10	100	70	700	8	775x660x705	105	\$9,381 *
		QP310SX/L100ESOL (solenoid fitted)				700		810x605x870	120	\$9,681 *
	QP310SX Mine Boss	QP310SX/L100EMS2 (electric start)				700		810x605x870	120	\$11,521 *
4" x 4"	QP402SX Yanmar	QP402SX/L100E (electric start)				700		775x660x705	105	\$9,381 *
	QP402SX Mine Boss	QP402SX/L100EMS2 (electric start)				700		810x605x870	120	\$11,521 *

PEDESTAL PUMPS, WET END KITS & REJUVENATION KITS

KEEP YOUR PUMP IN TOP CONDITION SAVE TIME, SAVE MONEY!

Port size (in/out)	Model	Pedestal Pump			Wet End Kits (Diesel version)				O-ring Kit		Rejuvenation Kit		
		Shaft (mm)	S/code	List price	S/code	Engine Shaft	Weight (kg)	Dimensions (mm)	List price	S/code	Engine Shaft	S/code	List price
3" x 3"	QP310SL	24	QP310SL/PED	\$3,575	QP310SLDKIT	1" keyed (diesel)	24	500x400x445	\$2,581	Q402-ORKT \$86	1" keyed	Q402REJ-2	\$420
	QP310SX	24	QP310SXPED	\$3,684	QP310SXDKITN/F				\$2,581				
4" x 4"	QP402SL	24	QP402SL/PED	\$3,575	QP402SLKTNFL100				\$2,581				
	QP402SX	24	QP402SX/PED	\$3,684	QP402SXKITN/F				\$2,581				

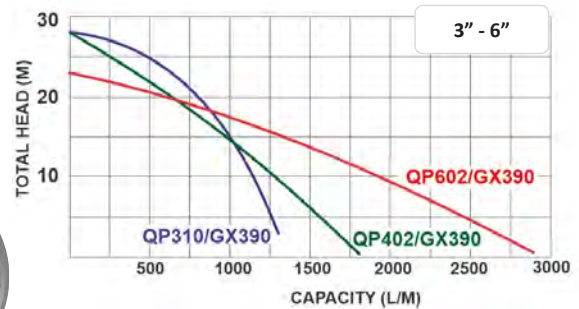
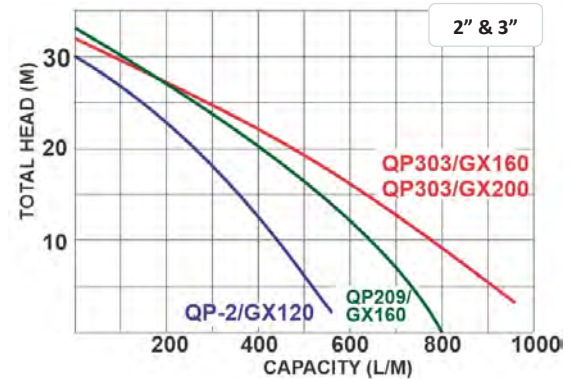


1.1.5A AUSSIE PETROL GUSHERS ... HONDA POWER

AUSSIE QUIK PRIME (QP)



4" QP402/GX390



GOLDEN RULE

Operate pump at the best efficiency point ... 85% of max pump head

Performance figures to be taken as a guide only, for detailed performance curves contact an authorised Aussie Distributor.

AUSSIE DROUGHT BUSTERS ... pump more water, faster!

Aussie QP gushers (water transfer pumps) efficiently move large volumes of water at relatively low pressures.

The large open vane impellers allow small solids to pass through the pumps and maximise flow rates.

- **High flow** move water fast, use less fuel
- **Fast self priming** from 8m
- Cast iron open impeller
- **Replaceable flanged** suction port **FREE fully welded roll frame** with anti vibration mounts
- Diesel engine options
- **FREE** coupling & strainer kit
- **Viton seal options** QP209/303 Fuel oil transfer pumps p23
- Hose kits p26

Electric start models *

- Fitted with colour coded battery leads, mounting tray, securing rods & plate.
- Battery supplied separately ... see page 25 for details

Pumping slurry or solids?
Go QP Trash Pumps.... p16

Materials of construction

Front case & back plate	Marine grade aluminium
Impeller	Cast iron, open type
Volute	Marine grade aluminium (QP209/303) Cast iron (QP310, QP402)
Mechanical seal	Carbon ceramic
Outlet	Marine grade aluminium
Casing bolts	Zinc plated steel
Check valve & seals	Nitrile rubber
Priming & drain plugs	Polycarbonate
Finish	Brushed Aluminium (except QP602)

Applications

- High volume water transfer
- Fast fill water cart applications
- Flood irrigation
- Site dewatering



Large open vane, cast iron impellers ... pass spherical, compressible solids in suspension

NEW



QP-2/GX120



QP209/GX200



QP303/GX200



QP310/GX240



QP602/GX390E with 16 litre fuel tank ... **LIMITED STOCK**



1.1.5A AUSSIE PETROL GUSHERS ... HONDA POWER

POWERED by
HONDA



Electric start option

*Battery not supplied (see page 25 for details)

HONDA PETROL - 3 year GX engine warranty

Port size (inlet/outlet) BSP Male	Model	S/code		HP	PSI	Total Head (m)	Max Flow (lpm)	Self primes to (m)	Carton Size (mm) lwxwxh	Boxed weight kg	List price
2" x 2"	QP-2	QP-2/GX120	recoil start	4	43	30	600	7.2	460x360x420	24	\$839
		QP209/GX160	recoil start	5.5					545x410x490	30	\$1,099
	QP209	QP209/GX200	recoil start		47	33	800	7.6	545x410x490	30	\$1,515
		QP209/GX200E	electric start	6.5					550x550x470	35	\$2,813 *
3" x 3"	QP303	QP303/GX160RFF	recoil start	5.5					545x410x490	30	\$1,099
		QP303/GX200	recoil start		45	32	1000	7.6	545x410x490	30	\$1,538
		QP303/GX200E	electric start	6.5					550x570x485	35	\$2,894 *
	QP310	QP310/GX240	recoil start	8					745x527x645	70	\$3,109
		QP310/GX390E	electric start	13	43	30	1300	8.2	780x650x730	100	\$4,945 *
4" x 4"	QP402	QP402/GX240	recoil start	8	43	30	1600		695x495x645	70	\$3,022
		QP402/GX390	recoil start					8.2		95	\$4,179
		QP402/GX390E	electric start	13	43	30	1800		780x650x730	100	\$4,945 *
6" x 6"	QP602	QP602/GX390E	electric start						740x950x850	150	\$9,648 *
		QP602/GX390ELRG	electric start, long range fuel tank, running time approx. 4.5 hours	13	33	23	2900	7.4	740x950x850	160	\$9,712 *

PEDESTAL PUMPS, WET END KITS & REJUVENATION KITS

KEEP YOUR PUMP IN TOP CONDITION SAVE TIME, SAVE MONEY!

Model	Pedestal Pump			Wet End Kits for Petrol Engines				O-ring Kit	Rejuvenation Kit		
	Shaft (mm)	S/code	List price	S/code	Engine Shaft	Carton size (mm) / weight (kg)	List price	S/code	Engine Shaft	S/code	List price
QP-2 QP207		n/a			n/a			Q25-ORKT \$67	3/4" threaded	Q2REJ/GX120 Q207REJ/GX120-2	\$125
QP209	28	QP209/PED	\$1,339	QP209KIT	3/4" threaded	345x312x242 / 10	\$709	Q303-ORKT \$86	3/4" threaded	Q303REJ-2	\$139
		QP209/PEDVITON	\$1,738	QP209KITVITON			\$1,243			Q205SREJV-2 (Viton)	\$382
QP303	28	QP303/PED	\$1,339	QP303KIT N/F	3/4" threaded	325x310x385 / 10	\$709	Q303-ORKT \$86	3/4" threaded	Q303REJ-2	\$139
		QP303/PEDVITON	\$1,738	QP303KITVITON			\$1,243			Q205SREJV-2 (Viton)	\$382
				QP303KIT1	1" threaded		\$917		1" threaded	Q303SLREJ-2	\$319
QP310	24	QP310/PED	\$3,100	QP310KIT	1" keyed	500x400x445 / 24	\$2,203	Q402-ORKT \$86	1" keyed	Q402REJ-2	\$420
QP402	24	QP402/PED	\$3,100	QP402KIT	1" keyed		\$2,203				
QP602		QP602PED	\$10,168	QP602HKIT (petrol)	1" threaded	800x600x700 / 80	\$7,542	Tba	1" keyed	Q602REJ-2	\$827

NOTE: Check engine shaft size before ordering.

Viton Rejuvenation kit

Mechanical seal, O-rings & check valve.



FOR WATER CART PUMPS SEE PAGE 19



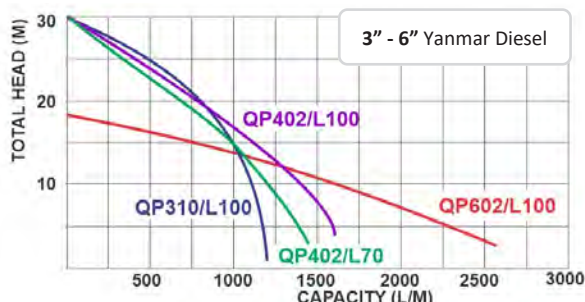
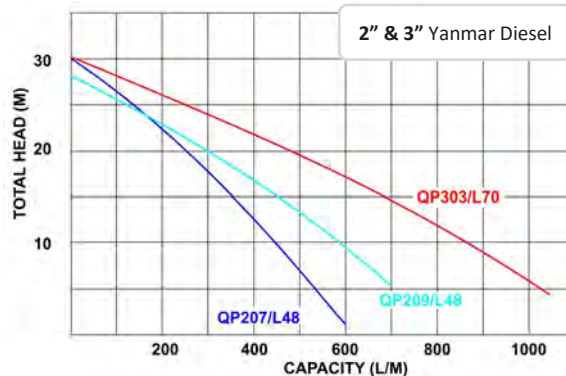


1.1.5B AUSSIE DIESEL GUSHERS ... YANMAR

AUSSIE QUIK PRIME (QP)



6" QP602 Yanmar



GOLDEN RULE

Operate pump at the best efficiency point ... 85% of max pump head

Performance figures to be taken as a guide only, for detailed performance curves contact an authorised Aussie Distributor.

AUSSIE DROUGHT BUSTERS ... pump more water, faster!

Aussie QP gushers (water transfer pumps) efficiently move large volumes of water at relatively low pressures. These pumps, powered by diesel engines from the world's best engine manufacturers, are designed to perform for years of economical service.

The large open vane impellers allow small solids to pass through the pumps and maximise flow rates.

- **High flow** move water fast using less fuel
- **Fast self priming** from 8m
- Cast iron open impeller
- **Replaceable flanged** suction port (except QP207)
- **FREE fully welded roll frame** with anti vibration mounts
- **Viton options** for fuel oil or chemical transfer ..QP209/303 p23
- Hose kits p26
- **Replacement wet end kits, o-ring kits & rejuvenation kits** for these pumps p15

NB: Yanmar solenoid fitted for remote pump control available on some models.

Electric start models *

- Fitted with colour coded battery leads, mounting tray, securing rods & plate.
- Battery supplied separately ... see page 25 for details
- Fuel solenoid fitted to some models

Large open vane, cast iron impellers ... pass spherical, compressible solids in suspension



QP303/L48E (Yanmar)



QP310/L100E (Yanmar)



QP402/L100E (Yanmar)

AUSSIE MINE BOSS TRANSFER PUMPS



QP602

- Robust stainless steel frame with balanced lifting bar
- Lockable battery isolation & e-stop
- Fire extinguisher
- Gel battery included

Materials of construction	
Front case & back plate	Marine grade aluminium
Impeller	Cast iron, open type
Volute	Marine grade aluminium (QP209/303) Cast iron (QP310, QP402)
Mechanical seal	Carbon ceramic
Outlet	Marine grade aluminium
Casing bolts	Zinc plated steel
Check valve & seals	Nitrile rubber
Priming & drain plugs	Polycarbonate
Finish	Brushed Aluminium (except QP602)

Applications

- High volume water transfer
- Fast fill water cart applications
- Flood irrigation
- Site dewatering



1.1.5B AUSSIE DIESEL GUSHERS ... YANMAR



YANMAR DIESELS - 2 year engine warranty

Electric start option

*Battery not included, except for Mine Boss versions

Port size (inlet/outlet) BSP Male	Model	S/code	HP	Pump PSI	Total Head (m)	Max Flow (lpm)	Self primes to (m)	Carton size (mm) lwxwxh	Boxed weight kg	List price
2" x 2"	QP209	QP209/L48 recoil start	4.8	40	28	700	7.6	630x445x610	45	\$3,939
		QP209/L48E electric start						630x570x610	45	\$5,228 *
		QP209/L48ESOL solenoid fitted	7	40	28	700	7.6	630x570x610	45	\$5,468 *
		QP209/L70E/S electric start						735x612x700	70	\$6,938 *
3" x 3"	QP303	QP303/L48 recoil start	4.8	43	30	1000	7.6	630x445x610	45	\$3,939
		QP303/L48ESOL solenoid fitted						630x570x610	45	\$5,468 *
		QP303/L70E electric start	7	43	30	1000	7.6	735x612x700	70	\$6,938 *
		QP303/L70ESOL solenoid fitted						735x612x700	70	\$7,238 *
	QP310	QP310/L100E electric start	10	43	30	1300	8.2	775x660x705	105	\$8,214
		QP310/L100ESOL solenoid fitted						775x660x705	105	\$8,514 *
4" x 4"	QP402	QP402/L70 recoil start	7	43	30	1450	8.2	715x497x721	70	\$5,257
		QP402/L70E electric start						735x612x700		\$7,138 *
		QP402/L100E electric start	10	43	30	1600	8.2	775x660x705	105	\$8,219 *
		QP402/L100ESOL solenoid fitted						775x660x705		\$8,519
6" x 6"	QP602	QP602/L100E electric start	10	26	18	2500	7.4	950x730x950	160	\$14,351 *
		QP602/L100EL long range 13 litre fuel tank for 5.5hrs approx. running time						950x730x950	165	\$15,219 *

Yanmar Engine Service Kits

Buy one with your pump ...
makes engine service simple!

Yanmar Engine Service Kits ...

Service made easy, service your engine every 3 months

Model	S/code	Description	
L48N	EAPFKL48N	Includes air filter element, fuel filter element, oil filter strainer, fuel filter strainer, 1 litre of SAE40 oil	\$192
L70N & L100N	EAPFKL100N	Includes air filter element, fuel filter element, oil filter strainer, fuel filter strainer, 2 litres of SAE40 oil	\$246

Pumping slurry or solids?
Go QP Trash Pumps.... p17

MINE BOSS SERIES

Port size (inlet/outlet) BSP Male	Model	S/code	HP	Pump PSI	Total Head (m)	Max Flow (lpm)	Self primes to (m)	Carton size (mm) lwxwxh	Boxed weight kg	List price
3" x 3"	QP303 MS	QP303/L48EMS2 Mine Boss	4.8	43	30	1050	7.6	600x680x660	55	\$7,119
	QP310 MS	QP310/L100EMS2 Mine Boss	10	43	30	1300	8.2	810x605x870	120	\$10,943
4" x 4"	QP402 MS	QP402/L100EMS2 Mine Boss	10	43	30	1600	8.2	810x605x870	120	\$10,943
6" x 6"	QP602 MS	QP602/L100EMS2 Mine Boss	10	26	18	2500	7.4	810x605x870	175	\$16,231

PEDESTAL PUMPS, WET END KITS & REJUVENATION KITS

KEEP YOUR PUMP IN TOP CONDITION SAVE TIME, SAVE MONEY!

Pedestal Pump				Wet End Kits for Diesel Engines				O-ring Kit	Rejuvenation Kit Mechanical seal & associated o-rings			
Model	Shaft (mm)	S/code	List price	S/code	Engine Shaft	Carton size (mm) / weight (kg)	List price	S/code	Engine Shaft	S/code	List price	
QP209	28	QP209/PED	\$1,339	QP209KIT	3/4" threaded	345x312x242 / 10	\$709	Q303-ORKT \$86	3/4" threaded	Q303REJ-2	\$139	
				QP209KITVITON			\$1,243			Q205SREJV-2 (Viton)	\$382	
QP303	28	QP303/PED	\$1,339	QP303KIT N/F	3/4" threaded	325x310x385 / 10	\$709	Q303-ORKT \$86	3/4" threaded	Q303REJ-2	\$139	
				QP303KITVITON			\$1,243			Q205SREJV-2 (Viton)	\$382	
				QP303KIT1	1" threaded		\$917		1" threaded	Q303SLREJ-2	\$319	
QP310	24	QP310/PED	\$3,100	QP310KIT	1" keyed	500x400x445 / 24	\$2,203	Q402-ORKT \$86	1" keyed	Q402REJ-2	\$420	
QP402	24	QP402/PED	\$3,100	QP402KIT	1" keyed		\$2,203					
QP602		QP602PED	\$10,168	QP602DKIT (diesel)	1" threaded	800x600x700 / 80	\$7,684	Tba	1" keyed	Q602REJ-2	\$827	



POWERED by
HONDA



1.1.6A AUSSIE TRASH PUMPS ... HONDA POWER

Dirty water specialists!

- Big non clog open style impeller
- High SG cast iron impeller & volute ... wear resistant
- Front mounted clean out port... clean out without disconnecting pipe work
- Silicon carbide mech seal
- Super robust aluminium body
- Flanged suction port
- FREE fully welded carry frame
- Pump flanged to engine
- Prime fast from 7.6 metres
- FREE coupling and strainer kit included as standard
- Electric start option

- Hose kits p26

Electric start models *

- Fitted with colour coded battery leads, mounting tray, securing rods & plate.
- Battery supplied separately ... see page 25 for details

Applications:

- Construction site dewatering
- Waste water handling
- Effluent pump out
- Livestock waste water disposal
- Solid laden mine waste pump out




QP40T/GX390



QP203T/GX160



QP301T/GX240



Big, open vanes maximise solid handling capability. High SG for wear resistance.

Materials of construction

Front case & back plate	Marine grade aluminium
Impeller	High SG grade cast iron, non clog, open type
Volute	High SG grade cast iron
Mechanical seal	Silicon carbide
Outlet	Marine grade aluminium
Casing bolts	Zinc plated steel
Check valve & seals	Nitrile rubber
Priming & drain plugs	Polycarbonate
Finish	Brushed Aluminium (except QP40T)

HONDA PETROL - 3 year GX engine warranty

Port size (inlet/outlet) BSP Male	Model	S/code		HP	PSI	Total Head (m)	Max Flow (lpm)	Self primes to (m)	Max solid size	Carton Dimensions (mm) lwxwxh	Boxed weight kg	List price
2" x 2"	QP203T	QP203T/GX160	Recoil start	5.5						680x490x605	56	\$2,162
		QP203T/GX200	Recoil start	6.5	38	27	630	7.3	0.75"	680x490x605	56	\$2,489
		QP203T/GX200E	Electric start	6.5						680x600x675	58	\$3,457 *
3" x 3"	QP300T	QP300T/GX160	Recoil start	5.5	38	27	850	7.4	0.75"	662x506x571	58	\$2,162
		QP300T/GX200E	Electric start	6.5						680x600x675	58	\$3,457 *
	QP301T	QP301T/GX240	Recoil start	8	38	27	1200	7.5	1"	675x530x690	70	\$2,602
		QP301T/GX390E	Electric start	13						780x650x730	90	\$4,326 *
4" x 4"	QP40T	QP40T/GX390E	Electric start	13	34	24	1800	7.6	1.5"	840x695x765	90	\$8,486 *



Performance figures to be taken as a guide only, for detailed performance curves contact an authorised Aussie Distributor.

PEDESTAL PUMPS & SPARES KITS FOR HONDA TRASH PUMPS

Port size (in/out)	Model	Pedestal Pump			Wet End Kit (petrol version)				O-ring Kit		Rejuvenation Kit		
		Shaft (mm)	S/code	List price	S/code	Shaft	Weight (kg)	Dimensions (mm)	List price	S/code	Shaft	S/code	List price
2" x 2"	QP203T	28	QP203T/PED	\$2,320	QP203TKITN/F	3/4" threaded (petrol)			\$1,875	Q301T-ORKT	3/4" threaded	Q203TREJ-2	\$362
	QP300T	28	QP300T/PED	\$2,320	QP300TKITN/F		30	660x395x345	\$1,875				
3" x 3"	QP301T	24	QP301T/PED	\$3,070	QP301TKIT	1" keyed (petrol)			\$2,126		1" keyed	Q301TREJ-2	\$625
	QP40T	24	QP40TPED	\$4,775	QP40TKITN/F	1" keyed (petrol)	35	570x510x340	\$3,692	Q40T-ORKT	1" keyed	Q40TREJ-2 (petrol)	\$652

O-ring replacement kit contains:

All o-rings

Rejuvenation kit contains:

Mechanical seal & associated o-rings, check engine shaft size and type before ordering.

Note: QP203T & QP300T use QPED1, QP301T & QP40T use QPPED2 (see page 25)



1.1.6B AUSSIE TRASH PUMPS ... YANMAR POWERED

Dirty water specialists!

- **Big non clog open style impeller**
- **High SG cast iron impeller & volute ... wear resistant**
- **Front mounted clean out port... clean out without disconnecting pipe work**
- **Silicon carbide mech seal**
- **Super robust aluminium body**
- **Flanged suction port**
- **FREE fully welded carry frame**
- **Pump flanged to engine**
- **Prime fast from 7.6 metres**
- **FREE coupling and strainer kit included as standard**
- **Hose kits P26**




Electric start models *

- Fitted with colour coded battery leads, mounting tray, securing rods & plate.
- Battery supplied separately ... see page 25 for details
- Fuel solenoid fitted to some models

Applications:

- Construction site dewatering
- Waste water handling
- Effluent pump out
- Livestock waste water disposal
- Solid laden mine waste pump out



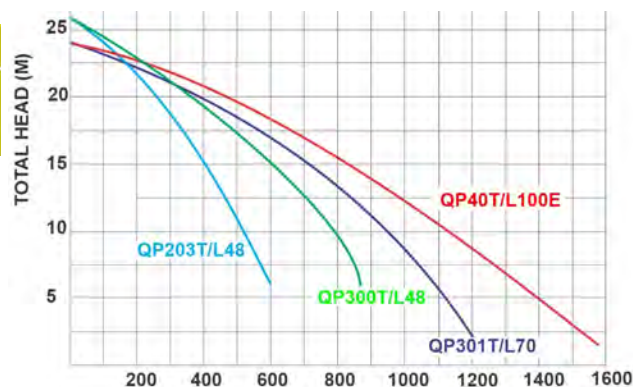
QP301T/L70E



GOLDEN RULE

Operate pump at the best efficiency point ... 85% of max pump head

Performance figures to be taken as a guide only, for detailed performance curves contact an Aussie Gold Dealer.



Materials of construction

Front case & back plate	Marine grade aluminium
Impeller	High SG grade cast iron, open type
Volute	High SG grade cast iron
Mechanical seal	Silicon carbide
Outlet	Marine grade aluminium
Casing bolts	Zinc plated steel
Check valve & seals	Nitrile rubber
Priming & drain plugs	Polycarbonate
Finish	Brushed Aluminium (except QP40T)

YANMAR DIESELS - 2 year engine warranty

Port size (inlet/outlet) BSP Male	Model	S/code		HP	PSI	Total Head (m)	Max Flow (lpm)	Self primes to (m)	Max solid size	Carton size (mm) lwxwxh	Boxed weight kg	List price
2" x 2"	QP203T	QP203T/L48E	Electric start	4.8	38	27	600	7.3	0.75"	660x575x710	75	\$6,330 *
		QP203T/L48ESOL	Solenoid fitted									\$6,570 *
3" x 3"	QP300T	QP300T/L48E	Electric start	4.8	38	27	850	7.4	0.75"	660x575x710	75	\$6,330 *
		QP300T/L48ESOL	Solenoid fitted									\$6,570 *
	QP301T	QP301T/L70	Recoil start	7	34	24	1150	7.5	1"	700x645x705	100	\$6,986
		QP301T/L70E	Electric start								100	\$7,489 *
		QP301T/L70ESOL	Solenoid fitted	10	34	24	1200	7.5	1"	775x660x705	118	\$7,789 *
		QP301T/L100E	Electric start									\$8,665 *
		QP301T/L100ESOL	Solenoid fitted									\$8,965 *
		QP40T/L100E	Electric start	10	34	24	1600	7.6	1.5"	765x700x785	133	\$10,816 *
		QP40T/L100ESS	Solenoid fitted									\$10,816 *

Yanmar Engine Service Kits p28

Buy one with your pump ... makes engine service simple!



Aussie Mine Boss includes following extras (see p18)

- 38mm super robust ss frame
- Balanced lifting bar
- Yanmar electric start diesel engine
- Emergency stop
- Lockable battery isolation
- Gel battery
- Integrated fire extinguisher



WET END KITS & REJUVENATION KITS FOR DIESEL TRASH PUMPS

KEEP YOUR PUMP IN TOP CONDITION SAVE TIME, SAVE MONEY!

Port size (in/out)		Wet End Kit (diesel version)					O-ring Kit		Rejuvenation Kit		
Model	S/code	Shaft	Weight (kg)	Dimensions (mm)	List price	S/code		Shaft	S/code	List price	
2" x 2"	QP203T	QP203TKITN/F	3/4" threaded	30	660x 395x345	\$1,875	Q301T-ORKT	\$86	3/4" threaded	Q203TREJ-2	\$362
	QP300T	QP300TKITN/F				\$1,875					
3" x 3"	QP301T	QP301TKITYAN	1" keyed (diesel)	35	570x510x340	\$2,126	Q40T-ORKT	\$86	1" keyed	Q301TREJ-2	\$625
4" x 4"	QP40T	QP40TKITNF/L100	1" keyed (diesel)	35	570x510x340	\$3,692			1" keyed	Q40TDREJ-2 (diesel)	\$652

O-ring replacement kit contains all o-rings

Rejuvenation kit contains mechanical seal & o-rings, check engine shaft size and type before ordering.



1.1.7 AUSSIE MINE BOSS ... BUILT TOUGH

- Yanmar electric start diesel engines with 2 year warranty
- 5 year pump end warranty
- High flow & high pressure
- Fast self priming from 8m
- Replaceable flanged suction port
- FREE super robust stainless steel frame with anti vibration mounts
- Marine grade aluminium pump body
- Hose kits P26

Aussie Mine Boss

includes following safety features

- Super robust stainless steel frame with balanced lifting bar
- Emergency stop
- Gel battery
- Lockable battery isolation
- Integrated fire extinguisher



QP203T MS



QP40T MS

TRASH PUMPS

- Big non clog open style impeller
- High SG cast iron impeller & volute ... wear resistant
- Silicon carbide mech seal
- Front mounted clean out port ... clean out without disconnecting pipe work

Trash pumps ... dirty water specialists

Port (inlet/outlet) BSP Male	Model	s/code	HP	Pump PSI	Total Head (m)	Max Flow (lpm)	Self primes to (m)	Max solid size	Carton size (mm) lwxwxh	Boxed weight kg	List price
2" x 2"	QP203T MS	QP203T/L48EMS2	4.8	38	27	600	7.3	0.75"	600x680x660	85	\$9,376
3" x 3"	QP300T MS	QP300T/L48EMS2	4.8	38	27	850	7.4	0.75"	600x680x660	85	\$9,376
3" x 3"	QP301T MS	QP301T/L100EMS2	10	34	24	1200	7.5	1"	810x605x870	130	\$11,968
4" x 4"	QP40T MS	QP40T/L100EMS2	10	34	24	1600	7.6	1.5"	810x605x870	145	\$14,960

For performance curves see p17

HIGH PRESSURE PUMPS

- Superb fuel efficient performance
- Big closed impellers for extra pressure

High pressure / fire pumps

Port size (inlet/outlet) BSP Male	Model	s/code	HP	Pump PSI	Total Head (m)	Max Flow (lpm)	Self primes to (m)	Carton Size (mm) lwxwxh	Boxed weight kg	List price
2" inlet 3 way outlet 2 x 1" & 1 x 1 1/2"	QP205SE MS	QP205SE/L48EMS2	4.8	85	60	400	7.6	600x680x660	55	\$7,287
	Mr T Twin MS	QPT205SLT/L100M	10	128	90	450	7.6	810x605x870	115	\$9,029
3" x 3"	3" Mr T MS (QPT-305SLT)	QPT305SLT/L100M	10	128	90	480	7.6	810x605x870	120	\$9,584
	QP310SL MS	QP310SL/L100EMS2	10	71	50	1150	8	810x605x870	120	\$11,449
	QP310SX MS	QP310SX/L100EMS2	10	100	70	700	8	810x605x870	120	\$11,521
4" x 4"	QP402SL MS	QP402SL/L100EMS2	10	71	50	1250	8	810x605x870	120	\$11,449
	QP402SX MS	QP402SXL100EMS2	10	100	70	700	8	810x605x870	120	\$11,521

Pressure relief valve
8 bar, suits all SX pumps
(recommended when using a ball valve or quick action fire nozzles)

Q078908-3408 \$305^{+GST}

QP205SE MS



QP402 MS



QP602 MS

HIGH FLOW PUMPS

- Cast iron open impellers for extra flow

Transfer pumps .. High volume

Port size (inlet/outlet) BSP Male	Model	s/code	HP	Pump PSI	Total Head (m)	Max Flow (lpm)	Self primes to (m)	Carton size (mm) lwxwxh	Boxed weight kg	List price
2" x 2"	QP209 MS	QP209/L48EMS2	4.8	40	28	700	7.6	600x680x660	55	\$7,119
3" x 3"	QP303 MS	QP303/L48EMS2	4.8	43	30	1050	7.6	600x680x660	55	\$7,119
	QP310 MS	QP310/L100EMS2	10	43	30	1300	8.2	810x605x870	120	\$10,943
4" x 4"	QP402 MS	QP402/L100EMS2	10	43	30	1600	8.2	810x605x870	120	\$10,943
6" x 6"	QP602 MS	QP602/L100EMS2	10	26	18	2500	7.4	810x605x870	175	\$16,231

For performance curves see p14

Extend engine life with genuine
Yanmar engine spares ... p28



1.1.8 ENGINE DRIVE WATER CART PUMPS ... MOVE WATER FAST



QP303 Yanmar

- High flow & high pressure options
- Fast self priming from 8m
- Replaceable flanged suction port
- QP Marine grade aluminium pump body or Aussie GMP Cast Iron semi trash
- Petrol & diesel engine options
- Frame option

Electric start *

Electric start models fitted into frames come with a battery kit including colour coded battery leads, securing rods & plate. Battery supplied separately ... see page 25.

Models supplied on a base only do not include a battery kit.



Aussie GMP B3XR-A/ST Honda

AUSSIE QUICK PRIME (QP)

HONDA PETROL - 3 year GX engine warranty



Port size (inlet/outlet) BSP Male	Model	s/code (Note: NF = no frame)	HP	PSI	Total Head (m)	Max Flow (lpm)	Self primes to (m)	Carton Size (mm) lwxhx	Boxed weight kg	List price
2" / 3 way	QP205SL	QP205SLGX200ENF	electric start	6.5	107	75	450	7.6	545x410x490	\$2,145 *
3" x 3"	QP303	QP303/GX200E NF	electric start	45	32	1,000	7.6			\$2,700 *

Aussie GMP cast iron semi trash pump (full details including Ni Al Bronze & 316 SS option page 42)

3" x 3"	B3XR-A/ST	GB3XR-A/ST390ENF (AA6A)	13	56	40	1250	6	560x680x760	95	\$4,993 *
---------	-----------	-------------------------	----	----	----	------	---	-------------	----	-----------

YANMAR DIESEL - 2 year engine warranty

Port size (inlet/outlet) BSP Male	Model	s/code	HP	PSI	Total Head (m)	Max Flow (lpm)	Self primes to (m)	Carton Size (mm) lwxhx	Boxed weight kg	List price
2" / 3 way	QP205SE	QP205SEL48ENFSO	electric start	4.8	85	60	400	7.6	630x445x610	\$4,848 *
3" x 3"	QP303	QP303/L48ENFSOL	electric start	4.8	43	30	1050	7.6	630x445x610	\$5,042 *
	QP402	QP402/L70ENF	electric start	7	43	30	1450	8.2	775x660x705	\$6,411 *
4" x 4"	QP402SL	QP402SL/L100ESO	electric start, with frame	10	71	50	1250	8	775x660x705	\$9,611 *

Aussie GMP cast iron semi trash pump (full details page 42)

3" x 3"	B3XR-A/ST	GB3XR-A/ST/L100ENF	electric start	10		28	1000	6		\$8,078 *
---------	-----------	--------------------	----------------	----	--	----	------	---	--	-----------



AUSSIE GMP

HYDRAULIC DRIVE TANKER PUMPS

- ♦ More performance
- ♦ No engine to service
- ♦ No refuelling required

Check out the options | page 36

Cast Iron, Ni Al Bronze, 316 Cast Stainless Steel



PUMP SMART 9 ISSUE 1



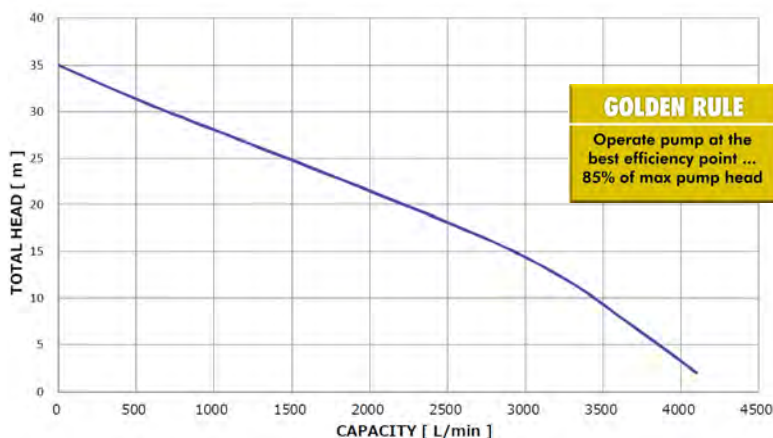
1.1.9 QP BIG 6" AUSSIE TRASH PUMPS KUBOTA POWER

AUSSIE QUIK PRIME (QP)



AUSSIE'S FLOOD MITIGATION SPECIAL Applications ...

- De-watering of construction sites
- Tailing dam pump out
- Public works duties
- Slurry pumping
- Flood mitigation
- Flood irrigation
- Mine/dewatering operations



- **4,200 lpm** flow
- **6"** flanged suction & discharge ports
- **Self priming** from a depth of 7m
- **24.8HP Kubota D1105 water cooled, three cylinder diesel engine** (*note: battery ordered separately ABATTERYHW \$240)
- **Low oil pressure** & oil temperature shutdown
- **Emergency stop** button standard
- Oil lubricated **tungsten/carbide** seals
- Wear resistant volute & impeller
- **Handles solids** up to 40mm (1.5")
- **Easy clean-out port** can be removed in seconds
- **Open, multi-vane** impeller dynamically & statically balanced
- **60 litre fuel tank**, 2,700 RPM pump will run for approximately 10 hours
- **Heavy duty, road registerable trailer** option with single jack stand & 2" ball towing hitch
- **Strainer included** to prevent entry of oversized solids
- **All pump hardware is corrosion resistant** and all interior water passages are obstruction free
- **FREE Nut & tail** for inlet/outlet standard (Camlock & Bauer fittings optional)
- Pump mechanical seal and pump bearings feature **easy accessible sight glass** to check oil levels



Port size (in/out)	Model	S/code	Engine	Type	RPM	PSI	Total Head (m)	Max Flow (lpm)	Self primes to (m)	Dims (wxlh) mm	Weight kg	List price
6" x 6"	QP-60TD (skid mounted)	QP-60TD/D1105	Kubota D1105	24.8HP Diesel	3000	47	35	4,200	7	760x1556x1260	680	\$36,561*
	QP60TDT (Trailer mounted)	QP-60TD/D1105T								tba	tba	\$43,088*

SPARES KITS FOR QP-60TD

O-ring Kit			Rejuvenation Kit		
S/code			S/code		
Q60TD-ORKT	All o-rings, & oil seal	\$383	Q60TDREJ	All o-rings, oil seal, mech seal, ball bearing, sleeve	\$2,552

WHY CHOOSE A SELF-PRIMING PUMP OVER AN AUTO-PRIME PUMP?

- **Easy to use** and fast to set up
- **Fewer components** to maintain (no compressor or vacuum prime)
- **Can last up to 20 or 30 years** with regular maintenance
- **Fast mobilisation**
- **Great value** & low operating costs
- Ideal for trash laden water found in construction dewatering, streams and ponds, open pits
- Also suit sumping applications where the vertical suction is less than 7 metres






1.1.10 MQ BIG 6" AUSSIE TRASH PUMPS DEUTZ POWER MOVE 6,000 LPM ... 3 YEAR WARRANTY

- Move large volumes of solids contaminated water
- 6 inch flanged suction & discharge ports
- 46 metre Total Head (65 psi)
- Self primes from 7.6m
- 60kW/80HP Deutz air cooled, four cylinder electric start diesel engine (*note: battery ordered separately ABATTERYDIESEL \$300)
- LOFA engine control ... Low oil pressure , oil temperature and V-belt failure shutdown
- Oil lubricated tungsten titanium carbide seals standard
- Wear resistant volute & impeller
- Handles solids up to 76mm (3")
- Easy clean-out port can be removed in seconds
- Adjustable 90° discharge elbow
- Heavy duty site trailer option with 2 jack stands and either a 2" ball towing hitch or 3" pintle eye
- Control panel shock mounted in water resistant housing, includes hour meter, ammeter, tachometer and alternator failure light
- Pump/engine skid can be easily removed from trailer
- 152 litre fuel tank in base of skid, allows pump to run for approximately 11 hours
- Integrated lifting bar
- Hoses ... p26 (NPT thread required)



Applications:

- De-watering
- Tailing dam pump out
- Public works
- Slurry pumping
- Flood mitigation
- Sewage transfer
- Sewer by-pass

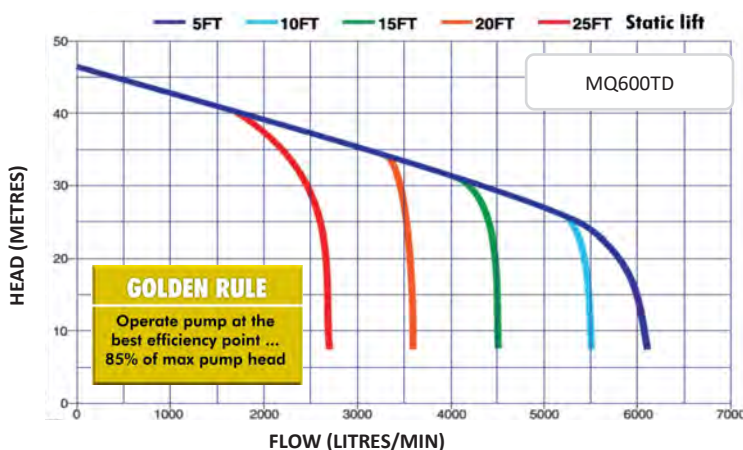


AUSSIE QUICK PRIME (QP)



Options:

1. Aussie Mine Spec ...
 - Emergency stop
 - Muffler protection cage
 - Fire extinguisher
 - Operation warning light
 - Battery isolation
 List price + \$7,087
2. Gal off-road (road registrable) trailer
 - 7'x 5.6', heavy duty torsion style dual axle, max load 1,600kg
 - For full specs call Aussie
 - List price poa
3. Envelop protective cover
 - for corrosion protection (D411601 \$5,700)



Port size (in/out)	Model	S/code	Engine	Type	RPM	PSI	Total Head (m)	Max Flow (lpm)	Self primes to (m)	Solids to (mm)	Dims (wxlhx) m	Weight kg	List price
6" x 6"	MQ600TD Skid mounted	MQ600TD/80SKM	Deutz F4L914	60kW/80HP Diesel Electric Start	2000	65	46	6,000	7.6	76 (3")	0.99 x 2.06 x 1.47	960	\$57,573*
	MQ600TD Trailer mounted	MQ600TD/80									1.63 x 2.92 x 1.88	1111	\$66,900*

MQ600TD Care Kit ... essential spares to ensure pump & engine continue to perform

S/code: MQ600TDCAREKIT
List price \$7,509

Kit includes

For the pump

Mech seal, check valve, key gaskets, impeller, oil seal, & drain plug

For the engine

Fuel filter, v-belt, fuel pump & oil filter

MQ600TD Rejuvenation Kit

S/code: MQ600TDREJ

List price \$3,813





1.1.11 AUSSIE SEA SKIPPER MARINE PUMPS ... SEAWATER & MARINE SALVAGE

AUSSIE QUIK PRIME (QP)



QP402SL Skipper

- High pressure & high flow options
- Superb fuel efficient performance
- Marine grade aluminium body, epoxy coated (inside & out)
- Bronze impeller & volute
- Bronze nipples, not shown (except QP205SL & QPT205SLT)
- Sacrificial zinc anode in drain plug
- Stainless steel fasteners
- Ceramic/carbon mechanical seal
- Replaceable flanged suction port
- FREE stainless steel full roll frame with anti vibration mounts (electric start versions only, cold ss roll frame on recoil versions)
- FREE Geomet treated couplings & strainer (except QP205SL & QPT205SLT)

Electric start *

Electric start models fitted with colour coded battery leads, mounting tray, securing rods & plate. Battery supplied separately ... see page 25 for details

Applications:

- Fire fighting at sea
- Bilge pumping
- Salt water transfer



Bronze impeller & volute



HONDA PETROL - 3 year engine warranty

Port size (in/out)	Model	s/code	HP	Pump PSI	Total Head (m)	Max Flow (lpm)	Self primes to (m)	Carton size (mm) lwxhx	Boxed weight kg	List price	
2" inlet 3 way outlet 2 x 1" & 1 x 1½"	QP205SE Skipper	QP205SE/GX160MAR	recoil start, Electric start option available	5.5	107	75	450	7.6	545x410x490	30	\$2,906

For performance curves see page 6

High Flow Options - marine salvage & bilge pumps

YANMAR DIESELS - 2 year engine warranty



Port size (in/out)	Model	s/code		HP	Pump PSI	Total Head (m)	Max Flow (lpm)	Self primes to (m)	Carton size (mm) lwxh	Boxed weight kg	List price
3" x 3"	QP303 Skipper	QP303ED-L48	recoil start	4.8	43	30	1050	7.6	630x445x610	45	\$6,401
	*QP310 Skipper	QP310ED-L100E	electric start	10	43	30	1300	8.2	775x660x705	110	\$11,162
	*QP301T Skipper (Trash Pump)	QP301TED/L100E	electric start, NATO CODE: NSN 4320-66-165-6559	10	34	24	1200	7.5	775x660x705	110	\$10,728
4" x 4"	*QP402 Skipper	QP402ED-L100E	electric start	10	45	32	1500	8.2	715x497x721	110	\$10,683

For performance curves see page 14 (for trash pump p17)

High Pressure Options - marine fire fighting

YANMAR DIESELS - 2 year engine warranty



Port size (in/out)	Model	s/code		HP	Pump PSI	Total Head (m)	Max Flow (lpm)	Self primes to (m)	Carton size (mm) lwxhx	Boxed weight (kg)	List price
2" inlet 3 way outlet 2 x 1" & 1 x 1½"	QP205SE Skipper	QP205SED-L48	recoil start	4.8	85	60	400	7.6	630x445x610	45	\$5,603
		QP205SED/L48E	electric start							45	\$6,669
	QPT205SLT Twin Impeller Skipper	QPT205SLTEDL100	electric start	10	128	90	450	7.6	650x690x650	100	\$9,856
3" x 3"	QPT305SLT Twin Impeller Skipper	QPT305SLTEDL100	electric start	10	128	90	480	7.6	650x690x650	100	\$9,856
	*QP310SL Skipper	QP310SLEDL100E	electric start	10	71	50	1150	8	775x660x705	110	\$10,728
	*QP310SX Skipper	QP310SXED/L100E	electric start	10	100	70	700	7.8	775x660x705	125	\$10,728
4" x 4"	*QP402SL Skipper	QP402SL-EDL100E	electric start	10	71	50	1400	8	775x660x705	110	\$10,728
	*QP402SX Skipper	QP402SXEDL100E	electric start	10	100	70	700	7.8	775x660x705	125	\$10,728

For performance curves see page 8 & 10

WET END KITS

Port size (in/out)	Model	S/code	Weight (kg)	Carton size (mm)	List price
2" inlet 3 way outlet	QP205SE	QP205SEDKIT	12	345x312x242	\$2,511
	QPT205SLT	QPT205SLTDMKIT	13.5	345x312x242	\$3,759
3" x 3"	QP303	QP303KITSK	12	325x310x385	\$2,511
	QP310	QP310KITSK	26	500x400x445	\$4,050
	QP310SL	QP310SLSK	26	500x400x445	\$4,199
	QP310SX	QP310SXKITSK	26	500x400x445	\$4,199
	QP301T	QP301TEDKIT	35	660x395x345	\$4,685
4" x 4"	QP402	QP402DKIT	26	500x400x445	\$4,050
	QP402SL	QP402SLEDKIT	26	500x400x445	\$4,199
	QP402SX	QP402SXEDKIT	26	500x400x445	\$4,199

* PROTECT YOUR PUMP Envelop® covers

Cut corrosion, protect assets & reduce maintenance. Envelop® protective covers now available. Suits pumps marked *

Model	S/code	
Sea Skipper Envelop Cover (QP205SE/QP303)	D241021	\$3,684
Sea Skipper Envelop Cover (QP402/QP310)	D241020SG	\$4,892

More options available

Other Aussie marine pumps available

1. Aussies Seamaster Page 45
2. Aussie GMP NiAl Bronze electric, hydraulic, engine drive & bare shaft pumps pages 34, 38, 39 & 41





1.2 DIESEL FUEL / CHEMICAL TRANSFER ... VITON SEALS

The Aussie Viton Chief range of transfer pumps offer high performance and reliability.
Viton seals ensure safe leak free transfer of most aggressive, non combustible chemicals.

- **Primes fast** from 7.6 metres
- **Honda petrol** (recoil & electric start options), or **Yanmar diesel engines**
- **Single piece**, heavy duty closed or open impeller
- **Replaceable flanged** suction port & discharge elbow ... easy to service
- **Big belly body**... for fast priming & extra performance
- For conversion of outlet to 2", to optimise performance, order 2" delivery elbow (Q1803-000090) for additional \$96 +^{gst}
- **Marine grade** aluminium body

Versatile VITON ...
the universal seal

Spark arrester options

Engine	S/code	
Yanmar diesel L48	E183250-13300	\$422
Honda GX160/200	E18355ZLO000 E90056ZLO000 (screw)	\$72

Electric start option

*Battery not supplied, see page 26 for details



AUSSIE QUICK PRIME (QP)

Aussie Pumps
5 YEAR
pump end
warranty

HONDA PETROL DRIVE 3 year GX engine warranty

Port size (in/out)	Model	s/code	Frame	HP	Pump PSI	Total Head (m)	Max Flow (lpm)	Self primes to (m)	Boxed weight kg	Carton size (mm) lwxwxh	List price
2" inlet 3 way outlet 2 x 1" & 1 x 1 1/2"	Viton Chief Honda	QP205SE	recoil	5.5	107	75	450	7.6	26	520x410x415	\$1,430
			recoil	6.5							\$1,990
(2" outlet option)	Viton Master 2 Honda	QP209	recoil	5.5	47	33	800	7.6	30	545x410x490	\$1,942
3" x 3"	Viton Master 3 Honda	QP303	recoil	5.5	45	32	1000	7.6	30	545x410x490	\$2,134
			recoil	6.5							\$2,436

YANMAR OPTION 1 ☒ Full frame ☒ Stop/start solenoid ☒ Emergency stop

Port size (in/out)	Model	s/code	HP	Pump PSI	Total Head (m)	Max Flow (lpm)	Self primes to (m)	Boxed weight kg	Carton size (mm) lwxwxh	List price
2" inlet 3 way outlet 2 x 1" & 1 x 1 1/2"	Viton Chief Basic	QP205SE	4.8	85	60	400	7.6	70	630x570x610	\$4,378
		QP205SE/L48EVIT								\$5,507 *
	Viton Master Basic	QP209		40	28"	700"	7.6	70	630x570x610	\$4,673
		QP209/L48EVIT								\$6,640 *
3" x 3"	Viton Master 3 "	QP303		43	30	1050	7.6	70	630x570x610	\$4,673
		QP303/L48EVIT								\$6,640 *

YANMAR OPTION 2 ☒ Full frame ☒ Stop/start solenoid ☒ Emergency stop

Port size (in/out)	Model	s/code	HP	Pump PSI	Total Head (m)	Max Flow (lpm)	Self primes to (m)	Boxed weight kg	Carton size (mm) lwxwxh	List price
2" inlet 3 way outlet 2 x 1" & 1 x 1 1/2"	Viton Chief Remote	QP205SE	4.8	85	60	400	7.6	65	630x445x610	\$5,844 *
	Viton Master Remote	QP209								\$6,793 *
3" x 3"	Viton Master Remote 3"	QP303		43	30	1050	7.6	65	630x445x610	\$6,793 *

YANMAR OPTION 3 ☒ Full frame ☒ Stop/start solenoid ☒ Emergency stop

Port size (in/out)	Model	s/code	HP	Pump PSI	Total Head (m)	Max Flow (lpm)	Self primes to (m)	Boxed weight kg	Carton size (mm) lwxwxh	List price
2" inlet 3 way outlet 2 x 1" & 1 x 1 1/2"	Viton Chief Portable	QP205SE	4.8	85	60	400	7.6	70	630x570x610	\$6,909 *
	Viton Master Portable	QP209								\$7,424 *
3" x 3"	Viton Master Portable 3"	QP303		43	30	1050	7.6	70	630x570x610	\$7,424 *

All priming & performance data based on water

* Performance with 2" outlet

Viton Rejuvenation Kit

Q205SREJV-2	Suits 3/4" shaft	\$382
-------------	------------------	-------

For **electric drive ATEX** certified fuel oil transfer pumps see **page 35**





1.3 QP RETRO-FIT KITS ... UPGRADE YOUR PUMP REPLACEMENT WET END KITS, REJUVENATION & O-RING KITS



Full spares breakdowns for each pump are available online
aussiepumps.com.au

Aussie Wet End Kits ... Upgrade to an Aussie ... IT'S EASY

Port size (in/out)	Model	Shaft size	s/code	List price
Fire & high pressure pumps				
2" inlet 3 way outlet	QP205SE*	3/4" threaded	QP205SEKIT	\$539
			QP205SEKIT 1.5	\$690
			QP205SDKIT (diesel)	\$740
			QP205SEVKIT (Viton)	\$999
	QP205SL	5/8" threaded	QP205SEKIT5/8	\$539
	QP205SLT # (twin)	1" threaded (petrol) (diesel)	QPT205SLTKIT QPT205SLTDKIT	\$969 \$1,983
3" inlet, 3 way outlet	QP305	3/4" threaded (petrol)	QP305KITN/SH	\$662
3"x 3"	QP305SL	1" keyed (both)	QP305SLKIT	\$969
	QP310SL	1" keyed (petrol) (diesel)	QP310SL/KIT QP310SLDKIT	\$2,581
	QP310SX	1" keyed (petrol) (diesel)	QP310SXKIT N/F QP310SXDKITN/F	\$2,581
4"x 4"	QP402SL	1" keyed (petrol) (diesel)	QP402SLKIT N/F QP402SLKTNFL100	\$2,581
	QP402SX	1" keyed (petrol) (diesel)	QP402SXKIT QP402SXKITN/F	\$2,581
Transfer pumps				
2"x 2"	QP209	3/4" threaded	QP209KIT QP209KITVITON	\$709 \$1,243
3"x 3"	QP303	3/4" threaded	QP303KIT N/F QP303KITVITON	\$709 \$1,243
	QP303	1" threaded	QP303KIT1	\$917
	QP310	1" keyed	QP310KIT	\$2,203
4"x 4"	QP402	1" keyed	QP402KIT	\$2,203
6"x 6"	QP602	1" threaded (petrol) (diesel)	QP602HKIT QP602DKIT	\$7,542 \$7,684
Trash pumps				
2"x 2"	QP203T	3/4" threaded	QP203TKITN/F	\$1,875
3"x 3"	QP300T	3/4" threaded	QP300TKITN/F	\$1,875
	QP301T	1" keyed (petrol) (diesel)	QP301TKIT QP301TKITYAN	\$2,126
4"x 4"	QP40T	1" keyed (petrol) (diesel)	QP40TKITN/F QP40TKITNF/L100	\$3,692

Change out your old pump for a NEW Aussie Fire Chief

☒ Upgrades performance

☒ 5 year warranty

Cheaper than a pump rebuild & it's so easy!

\$539



QP205SEKIT wet end kit shown

REPLACE YOUR OLD PUMPS UPGRADE & SAVE!

* Aussie QP205SE kit upgrades any brand of pump on a 3/4" or 5/8" threaded shaft

- Davey 5155H
- Onga Blazemaster Single
- Orange UP700
- Dab Defender
- Regent 3PKA-H5.5

Aussie QPT205SLT kit upgrades any brand of pump on a 1" threaded shaft

- Davey 5113
- Onga Blazemaster Twin 1" shaft pumps
- Regent twin impeller



Check the engine shaft diameter carefully, for different sizes contact Aussie for more kit options

Rejuvenation & O-ring Kits

Port size (in/out)	O-ring kit			Rejuvenation kit		
	Model	Shaft size	S/code	S/code		
Fire & high pressure pumps						
1" x 1"	QP1	12mm (M8)	n/a	Q1REJ-2	\$66	
1½" 1½"	QP154SX	3/4" threaded	n/a	Q154SXREJ-2	\$119	
2" inlet 3 way outlet	QP2S	3/4" threaded	Q2S-ORKT	\$67	Q2SREJ-2	\$115
	QP205SE		Q205S-ORKT	\$86	Q205SREJ-2 Q205SREJV-2(Viton)	\$133 \$382
	QP205SL	Q205SLREJGX390-2		\$377		
	QP205SLT (twin)	1" threaded		QT205SLTREJ-2 QT205SLTWREJ-2 (w shaft)	\$377	
3" inlet, 3 way outlet	QP305	3/4" threaded	Q205S-ORKT	\$86	Q205SREJ-2 Q205SREJV-2(Viton)	\$133 \$382
3 way (3"x2, 4"x1)	QPT405SLT (twin)	1" threaded	tba	QT405SLTREJ-2	\$827	
3"x 3"	QP305SL	1" threaded	Q205S-ORKT	\$86	Q205SLREJGX390-2	\$377
	QP310SL/SX	1" keyed	Q402-ORKT	\$86	Q402REJ-2	\$420
4"x 4"	QP402SL/SX					
Transfer pumps						
2"x 2"	QP-2 QP207	3/4" w shaft 3/4" threaded	Q2S-ORKT	\$67	Q2REJ/GX120 Q207REJ/GX160-2	\$125
	QP209	3/4" threaded	Q303-ORKT	\$86	Q303REJ-2 Q205SREJV-2 (Viton)	\$139 \$382
3"x 3"	QP303	1" threaded		Q303SLREJ-2	\$319	
	QP310	1" keyed	Q402-ORKT	\$86	Q402REJ-2	\$420
4"x 4"	QP402		tba		Q602REJ-2	\$827
6"x 6"	QP602					
Trash pumps						
2"x 2"	QP203T	3/4" threaded	Q301T-ORKT	\$86	Q203TREJ-2	\$362
3"x 3"	QP300T			Q301TREJ-2	\$625	
	QP301T	1" keyed	Q40T-ORKT	\$86	Q40TREJ-2(petrol) Q40TDREJ-2 (diesel)	\$652
4"x 4"	QP40T					



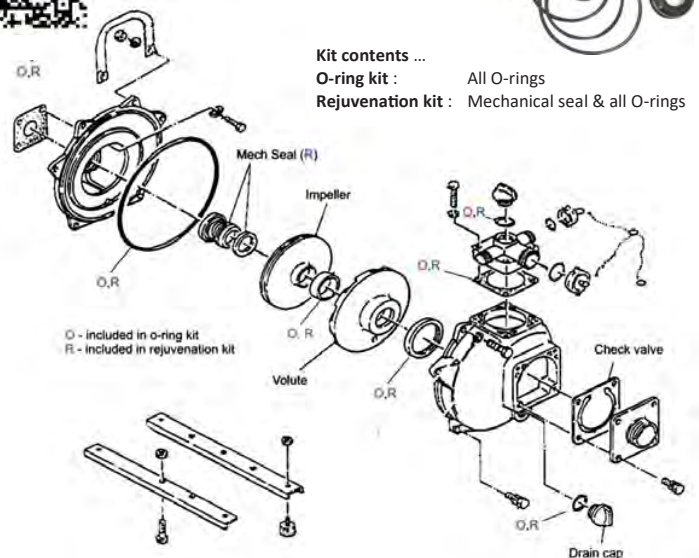
Online guide to fitting an Aussie Fire Chief wet end kit ... click or scan



Kit contents ...

O-ring kit : All O-rings

Rejuvenation kit : Mechanical seal & all O-rings





1.4 QP ACCESSORIES ... GREAT PRICES

S/code	Description	List price
Aussie Fire Cart		
QFIRECART	Rugged 2 wheeled trolley with Fire Chief mounting kit (anti-vib engine mounts), base 37cm long x 27cm wide, suits GP160, GX160 & GX200 engine mounted pumps	\$370
Roll Frames: 304 stainless steel		
QFRAME148-SS	suits 2" & small 3" diesel powered fire pumps & gushers QP205/206/209/303/304/305	\$461
QFRAME100-SS	suits large 3" & 4" diesel powered gushers & trash pumps QP310/402/40T & 301T with L100 & OC95	\$679
Base Plate: 304 stainless steel		
QBASE148-SS	suits diesel powered QP205/206/209/303/304/305	\$267
QBASE100-SS	suits diesel powered QP310/402/40T & 301T with L100 & OC95	\$301
Pedestals: heavy duty for bare shaft QP pump applications, double bearings, s/s shaft		
QPPED1 (3/4")	Suits 2" & small 3" fire pumps & gushers ... QP205SE/206/303/304/305/203T/300T	\$512
QPPED2 (1" keyed)	Suits 3" & 4" gushers & trash pumps ... QP402/310/301T	\$792
QPPED4 (1" screwed)	Suits Twin impeller pumps QPT205SLT	\$855
Long range fuel tank (supply only)		
AKF04046BA	18 litre Mitsubishi petrol tank (395mm W x 490mm L x 130mm H) 6kgs	\$991
AK18338411YI	13.5 litre long range diesel fuel tank c/w fuel hose, strainer, tap, cap, return line assembly, mounting pins, gauge & gaskets (446mm L x 326mm W)	\$608



Aussie Fire Cart

Fire cart with Fire Chief mounted



NEW STAINLESS STEEL FRAME



Battery Supply with QP pumps

Batteries are not supplied for standard electric start models. Mine Spec units do have gel batteries fitted.

All electric start pumps are supplied with colour coded battery leads, battery fixing rods & securing plate. The frame will either will be fitted with a battery cradle or the pump base will have holes pre-drilled to secure the battery rods.

If frame is fitted with a battery cradle use a Deka Outdoorsman 11U1L or equivalent.

If no battery cradle fitted....

- For smaller pumps using a Honda GX200 or Yanmar L48 engine use Deka ETX12 or equivalent
- For larger pumps with Honda GX270 or GX390, Yanmar L70 or L100, or Kubota OC60, OC95 use Deka ETX14 or equivalent



Battery cradle fitted



No battery cradle fitted

	Battery	S/code	List price
1. GX200 or L48	Outdoorsman	ABATTERY11U1L	\$277
	Century YTX12BS	ABATTERY-YTX12BS	\$277
	Deka ETX12	ABATTERYKEN	\$277
2. GX270/390 or L70/100	Deka ETX14	ABATTERY ETX14	\$327
	Century YTX14BS	ABATTERY-YTX14BS	\$327

TOP TANK MANUFACTURERS CHOOSE AUSSIE PUMPS





1.5 HOSES & HOSE KITS

FIRE HOSE KITS



Standard fire hose kit (QFFKIT1)



Deluxe fire hose kit (QFFKIT3)



Fire retardant fire hose kit with Storz fittings SAFER, SMARTER
Note, percolating hose must be dried thoroughly after use. (QFFKIT4)



Fire hose reel kit (QFFKIT6)



Tank suction hose (QPFSS506FK)

An air leak in the suction hose or coupling will prevent a pump priming. All couplings come with a **rubber gasket** that must be in place to ensure an air tight seal.



Fire Quencher Hose Kits:		Contents	Weight (kg)	Dimensions (mm)	List price
Standard	QFFKIT1	<ul style="list-style-type: none"> 1 x 6m x 50mm suction hose fitted with 50mm nut & tail fitting & suction strainer 1 x 20m x 20mm discharge hose fitted with 25mm nut & tail & jet spray nozzle 	20	800x600x280	\$487
Deluxe	QFFKIT3	<ul style="list-style-type: none"> 1 x 6m x 50mm suction hose fitted with 50mm nut & tail fitting & suction strainer 2 x 20m x 20mm discharge hose fitted with 25mm nut & tail & jet spray nozzles 	30	800x600x400	\$698
	QFFKIT3A	<ul style="list-style-type: none"> 1 x 6m x 50mm super elastic PVC suction hose with 2½" Storz fitting (standard on tanks in NSW & TAS) & 2" nut tail fitting (fits to pump) 2 x 20m x 20mm discharge hose fitted with 25mm nut & tail & jet spray nozzles 	30	800x600x400	\$880
Fire Retardant Hose Kit with Storz fittings	QFFKIT4	<ul style="list-style-type: none"> 1 x 6m x 50mm super elastic PVC suction hose with Storz fitting & suction strainer 1 x 30m x 35mm fire retardant percolating discharge hose with Storz fitting & high quality firefighting nozzle Includes Storz fittings for pump to connect Deluxe kit hoses ... 1½" (discharge hose connector) QSTORZ 1.5"F 2" (suction hose connector) QSTORZ 2"X2"F 	20	800x600x300	\$1,472
Fire hose reel kit	QFFKIT6	<ul style="list-style-type: none"> 1 x 20m x 20mm discharge hose fitted with 25mm nut & tail & jet spray nozzle Steel hose reel with locking pin with brass swivel & grease nipple 	20	800x600x800	\$796
Tank suction hose	QPFSS506FK	<ul style="list-style-type: none"> 1 x 6m x 50mm super elastic PVC suction hose with 2½" Storz fitting (standard on tanks in NSW & TAS) & 2" nut tail fitting (fits to 2" pump inlet) 	10	800x600x400	\$384

CONTRACTOR HOSE 1" - 6"



Suction Hose

- Type C female Camlock
- Strainer fitted

To connect hose to pump
QP pump Type A Camlock
GMP pump ... Type F Camlock
(see page 27)

Hose dia	S/code (**= LENGTH, e.g . QPFGS3808F)	6 MTR	8 MTR	10 MTR
1"	QPFGS25**F	\$174	\$196	\$215
1½"	QPFGS38**F	\$223	\$256	\$288
2"	QPFGS50**F	\$278	\$328	\$377
3"	QPFGS76**F	\$400	\$486	\$572

Discharge Hose ... Blue Lay Flat (up to 75 psi)



- Type C female Camlock fitted
- Type E male Camlock fitted
- Suit QP gushers & GMP pumps

To connect hose to pump
QP pump Type A Camlock
GMP pump ... Type F Camlock
(see page 27)

Hose dia	S/code (**= LENGTH, e.g . QLFH25BL015F)	Max working pressure psi	10 MTR	15 MTR	20 MTR	50 MTR	100 MTR
1"	QLFH25BL***F	75	\$152	\$174	\$196	\$330	\$552
1½"	QLFH38BL***F	75	\$177	\$205	\$233	\$401	\$681
2"	QLFH50BL***F	65	\$191	\$222	\$252	\$435	\$739
3"	QLFH75BL***F	65	\$264	\$317	\$371	\$689	\$1,220
4"	QLFH100BL***F	65	\$360	\$428	\$496	\$905	\$1,586
6"	QLFH150BL***F	45	\$618	\$736	\$854	\$1,560	\$2,738

Discharge Hose ... Red Lay Flat (up to 150 psi)



- Type C female Camlock
- Type E male Camlock
- Suits high pressure pumps like Aussie fire pumps and Brigade Boss series (SL & SX) or GMP BZ or GTMK-A series

To connect hose to pump
QP pump Type A Camlock
GMP pump ... Type F Camlock
(see page 27)

Hose dia	S/code (**= LENGTH, e.g . QLFH25RL015F)	Max working pressure psi	10 MTR	15 MTR	20 MTR	50 MTR	100 MTR
1"	QLFH25RL***F	150	\$171	\$202	\$234	\$423	\$738
1½"	QLFH38RL***F	150	\$199	\$240	\$280	\$526	\$936
2"	QLFH50RL***F	150	\$247	\$307	\$368	\$733	\$1,341
3"	QLFH75RL***F	130	\$348	\$448	\$548	\$1,150	\$2,153
4"	QLFH100RL***F	130	\$523	\$673	\$822	\$1,721	\$3,218
6"	QLFH150RL***F	100	\$861	\$1,101	\$1,340	\$2,776	\$5,170



1.5 HOSES & HOSE KITS

PREMIUM CONTRACTOR HOSE 3" - 6" HEAVY DUTY HOSE FOR HEAVY DUTY SITES

Suction Hose ... Kink Resistant Rubber Hose



- Tough, flexible and kink resistant
- Type C female Camlock table A1 or Bauer fitting table B1

- Strainer fitted (plastic for 3", metal for 4" & 6")

NOTE: To connect hose to pump

QP pump Type A Camlock
GMP pump ... Type F Camlock (see below)

Table A1 ... Camlock fitting

Hose dia	S/code	Hose length	List price
3"	QPCWS766FC	6m	\$686
4"	QPCWS1026FC	6m	\$983
6"	QPCWS1526FC (* insert hose length)	3m 6m	\$917 \$1,602

Table B1 ... Bauer fitting

Hose dia	S/code	Hose length	List price
4"	QPCWS1026F	6m	Poa
6"	QPCWS152*F (* insert hose length)	3m 6m	Poa

Discharge Hose ...Industrial Rubber Lay Flat



- Ribbed & abrasive resistant
- UV resistant
- Type C female Camlock fitting (refer table A2)
- Bauer options available

- Suitable for mining & construction (suits Aussie trash pumps)

NOTE: To connect hose to pump

QP pump Type A Camlock
GMP pump ... Type F Camlock (see below)

Table A2 ... Camlock fitting

S/code (***= LENGTH, e.g . QLFH76PM020F)	Hose dia	Min working pressure psi	10 MTR	15 MTR	20 MTR	50 MTR	100 MTR
QLFH76PM***F	3"	150	\$740	\$1,082	\$1,140	\$3,476	\$5,755
QLFH102PM***F	4"	150	\$711	\$1,026	\$1,384	\$3,229	\$6,376
QLFH150PM***F	6"	150	\$1,130	\$1,584	\$2,144	\$4,740	\$9,505

1.6 COUPLINGS & STRAINERS

Suction strainers

Size	S/code	mm	Material	List price
1"	QSTRAINER1	25	Poly	\$51
1.5"	QSTRAINER1.5	38	Poly	\$57
2"	QSTRAINER 2	50	Poly	\$95
3"	QSTRAINER3	80	Poly	\$101
4"	QSTRAINER4	100	Alum	\$140
6"	QSTRAINER6	150	Alum	\$351

Brass foot valves/strainers

Size	S/code	mm	List price	Connecting Nipple to suit	List price
2"	QBFV050	55	\$143	QCN050	\$35
3"	QBFV075	76	\$419	QCN075	\$75
4"	QBFV100	100	\$459	QCN100	\$111

Bauer couplings

Size	S/code	Suits	List price
4" F BSP	BFST100HD + BOR100HD	QP40T, QP40Z	poa
6" F BSP	BFST150HD + BLCR150HD	QP-60TD	poa
6" M NPT	QBFST150NPT	MQ600TD	poa



Camlocks only

Size	TYPE A		TYPE C		TYPE E		TYPE F	
	S/code	List price	S/code	List price	S/code	List price	S/code	List price
1"	QAL025A	\$12	QAL025C	\$17	QAL025E	\$11	QAL025F	\$12
1½"	QAL040A	\$12	QAL040C	\$27	QAL040E	\$14	QAL040F	\$16
2"	QAL050A	\$15	QAL050C	\$33	QAL050E	\$20	QAL050F	\$20
3"	QAL075A	\$23	QAL075C	\$40	QAL075E	\$34	QAC-075F	\$35
4"	QAL100A	\$41	QAL100C	\$89	QAL100E	\$57	QAL100F100F	\$63
6"	QAL150A	\$78	QAL150C	\$176	QAL150E	\$162	QAL150F QAL150FNPT	\$119 \$207





REPLACEMENT YANMAR ENGINES & KITS

1.7 YANMAR DIESEL ENGINES & ACCESSORIES

Model	S/code	Description	Wt kg	Dimensions lwxhxh (mm)	
Yanmar (L-N series)					
L48N recoil	EL48N5-MTMRYI	4.8HP, 3/4" keyway shaft	27	332x384x417	\$2,640
L48N electric	EL48N5-METMYIS	4.8HP, 3/4" keyway shaft	32	332x384x417	\$3,240
L48N recoil	EL48N6-PTMYRI	4.8HP, 3/4" pump shaft (threaded)	27	332x384x417	\$2,640
L48N electric	EL48N6-PETMYIS	4.8HP, 3/4" pump shaft (threaded)	32	332x384x417	\$3,480
L70N electric	EL70N5-PEATMYI	7HP, 3/4" pump shaft (threaded)	41	378x422x453	\$3,920
L70N electric	EL70N5-PETMYI	7HP, 1" pump shaft (threaded)	41	378x422x453	\$3,920
L100N electric	EL100N5-METMYIS	10HP, 1" keyway shaft	53.5	412x471x494	\$4,580
L100N electric	EL100N6-PETMYIS	10HP, 1" pump shaft (threaded)	53.5	412x471x494	\$4,580

Extend engine life with genuine Yanmar parts kits

Yanmar Engine Service Kits

L48N	EAPFKL48N	Includes air filter element, fuel filter element, oil filter strainer, fuel filter strainer, 1 litre of SAE40 oil	\$192
L70N & L100N	EAPFKL100N	Includes air filter element, fuel filter element, oil filter strainer, fuel filter strainer, 2 litres of SAE40 oil	\$246

Yanmar Spark Arrestors

L48—L70	E183250-13300	\$422
L100	E183650-13300	\$440

Air Cleaner

L70	L5000 L70 AIR PRE CLEAN	Heavy duty air cleaner with pre cleaner for L70	\$504
L100	L5000 L100 AIR PRE CLEA	Heavy duty air cleaner with pre cleaner for L100	\$504

Long range fuel tank (supply only)

AK18338411YI	13.5 litre long range diesel fuel tank c/w fuel hose, strainer, tap, cap, return line assembly, mounting pins, gauge & gaskets (446mm L x 326mm W)	\$521
--------------	---	-------



Yanmar engine control boxes available ... call for details



1.8 ENGINE FUEL CONSUMPTION RATES

Honda	fuel tank size (l)	Fuel consumption at 3600 rpm (lph)	Approx. running time (hours)
GX120	2	1	2.00
GX160	3.1	1.4	2.21
GX200	3.1	1.7	1.82
GX240	5.3	2.1	2.52
GX270	5.3	2.5	2.12
GX390	6.1	3.7	1.65
	16	3.7	4.3

Yanmar	fuel tank size (l)	Fuel consumption at 3600 rpm (lph)	Approx. running time (hours)
L48	2.4	1.2	2.00
L70	3.3	1.7	1.94
L100	5.4	2.5	2.16

Kubota	fuel tank size (l)	Fuel consumption at 3600 rpm (lph)	Approx. running time (hours)
OC60	3.6	1.35	2.67
OC95	5.5	2.13	2.58

Running times are calculated from engine manufacturers figures and are based on 100%.
Times will vary depending on site conditions.

RECOMMENDED ENGINE OIL ... SAE 10W-30

Fuel consumption at 3000 rpm (lph)	Approx. running time (hours)
1.05	2.29
1.55	2.13
2.2	2.45

Fuel consumption at 3000 rpm (lph)	Approx. running time (hours)
1.125	3.20
1.597	3.44



Aussie Pumps

GMP

INDUSTRIAL PUMPS

Self Priming Advantage

- ☑ Fast to set up
- ☑ Easy to use
- ☑ Simple to service

JOIN THE SELF PRIMING REVOLUTION....

Replace tired end suction pumps with **Aussie GMP self primers!**













Cast iron, Ni Al Bronze & Cast 316 Stainless Steel transfer pumps that suit both abrasive & corrosive liquids

- ☑ 1", 2", 3", 4", 6" & 8"
- ☑ High pressure & high flow
- ☑ Electric, hydraulic & engine drive options
- ☑ Great value & first world production



2. GMP INDUSTRIAL TRANSFER PUMPS

Also PUMP SELECTION GUIDE ... PAGE 65
TROUBLESHOOTING GUIDE ... PAGE 66

Electric drive				
2.1.1 Semi trash high flow  p31	2.1.2 Semi trash high pressure  p32	2.1.3 Stainless Steel  p33	2.1.4 Ni Al Bronze  p34	2.1.5 Electric ATEX  p35
Bare shaft, Hydraulic & Engine drive				
2.2.1 Hydraulic Cast Iron Semi trash pumps p36 2.2.2 Mud pumps p37 	2.2.3 Hydraulic Corrosion Resistant (Bronze & SS)  p38	2.3.1 Bare Shaft Cast Iron Semi trash  p40	2.3.2 Bare Shaft Corrosion Resistant (Bronze & SS)  p41	2.4 Engine Drive  p42

Due to our program of continuous product development the manufacturer reserves the right to alter specifications & prices without notice.

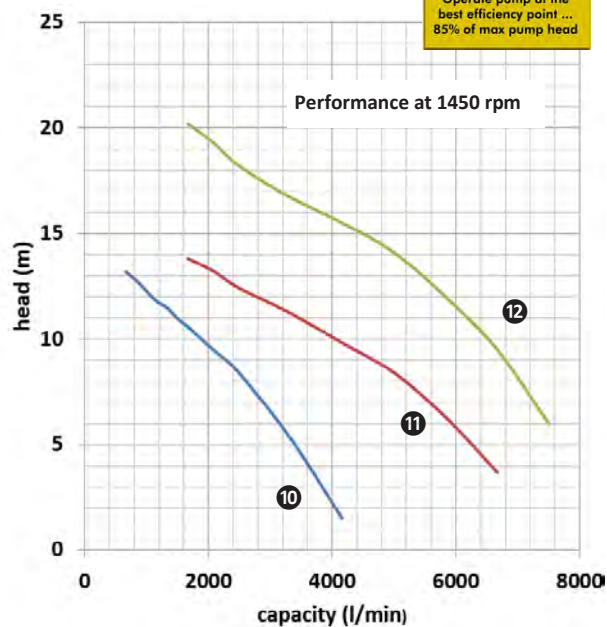
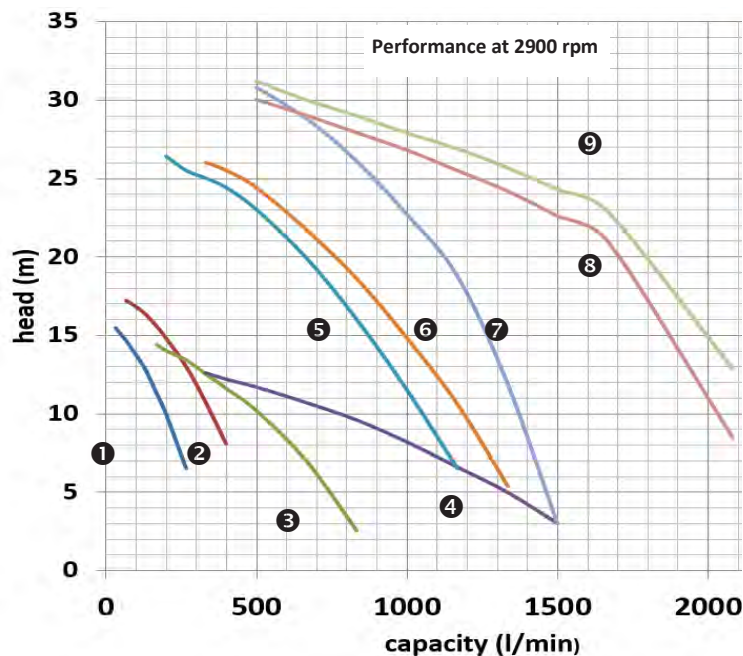
All prices AU\$, **exclude gst**, ex Sydney warehouse.
Prices & specs subject to change without notice.

Australian Pump Industries (aussiepumps.com.au) 02 8865 3500

Page 29



2.1.1 GMP SEMI TRASH MOTOR PUMPS ... PERFORMANCE CURVES



GOLDEN RULE

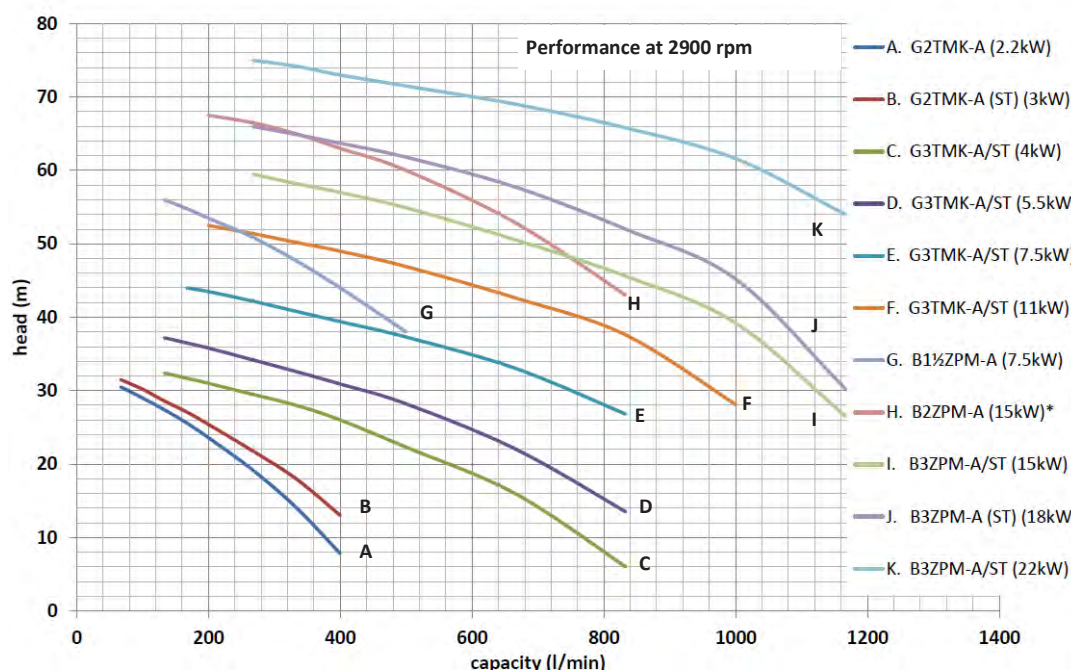
Operate pump at the best efficiency point ... 85% of max pump head

1	B1.5KQ-A/ST	0.75kW
2	B2KQ-A/ST	2.2kW
3	B3KQ-A/ST	2.2kW

5		4kW
6	B3XR-A/ST	5.5kW
7		7.5kW
4	B4KQ-A/ST	4kW
8	B4XR-A/ST	11kW
9		15kW

10	B6XR-A	11kW & 15kW
11	B8XR-A	30kW
12		37kW

2.1.2 GMP HIGH HEAD TRANSFER & SEMI TRASH MOTOR PUMPS ... PERFORMANCE CURVES





2.1.1 GMP SEMI TRASH MOTOR PUMPS ... RUBBISH GOBBLERS



- **Heavy duty cast construction**
- **Open non clog style impeller** for passing spherical, compressible solids in suspension
- Self primes from **6 metres vertical lift**
- Front mounted **clean out port**
- Close coupled to a **heavy duty TEFC** single or three phase electric drive motor IP rated
- Cast iron foot mounting on pumps up to 2.2kW
Pumps 4kW & over mounted on **steel base plate**
- **Silicon carbide** mech seal/alumina counterface with nitrile rubber seals standard, option of tungsten carbide with Viton
- **316 stainless steel motor shaft**
- Stainless steel wear plate
- No power lead or plug supplied
- NBR elastomers ... handle liquids to a max temperature of 70°C (intermittent)

Industrial Applications

- Industrial waste
- Livestock effluent
- Sewage
- Abattoir waste
- Livestock waste
- Wash bay water recirculation
- Batch plants
- Mineral processing
- Quarries
- Food processing

Abrasive application solutions

Optional 316 stainless steel impeller (not fitted)



Optional glass coating internals ...
Devcon Brushable Ceramic prep (11760 or 11765)
Hardness rated Shore 90D
Call for details

Port size (in/out)	Model	s/code	CAT no.	Supersedes	Motor	kW	IP rating	Curve page 30	Total Head (m)	Max Capacity (l/m)	Solid size (mm)	Pump Weight (kg)	Boxed Dim Guide (WxLxH) mm	List price
1½x1½	B1.5KQ-A/ST	GB1.5KQ-A/ST 1P	EA6E		1φ, 240v		54							\$1,550
		GB1.5KQA/ST1PS2	EBET*	EA6E	1φ, 240v	0.75	55	①	15	270	11	20	210x450x400	\$1,704
		GB1.5KQA/ST3PS2	EBEU*	EA6F	3φ, 415v		55							\$1,746
2" x 2"	B2KQ-A/ST	GB2KQA/ST2.21PS2	EBGM*	EB93	1φ, 240v	2.2	54	②	18	440	19	31.5	200x500x390	\$2,654
		GB2KQA/ST2.23PS2	EBGI*	EB78	3φ, 415v		55							\$2,654
3" x 3"	B3KQ-A/ST	GB3KQA/ST2.21PS2	EBEZ*	EAR5	1φ, 240v	2.2	54	③	16	900	27	31.5	220x500x390	\$2,937
		GB3KQA/ST2.23PS2	EBEJ*	EAR6	3φ, 415v		55							\$2,937
	B3XR-A/ST	GB3XR-A/ST 4KW	EAFV	EAS1	3φ, 415v	4	55	⑤	26	1,300	19	79	410x770x645	\$5,820
		GB3XR-A/ST 5.5KW	EANH	EAS3		5.5		⑥	26	1,400	24	96	415x855x665	\$6,920
		GB3XR-A/ST 7.5KW	EANL	EAS5		7.5		⑦	31	1,500	24	98.5	415x855x665	\$7,317
4" x 4"	B4KQ-A/ST	GB4KQ-A/ST 4KW	EAGF	EAR8	3φ, 415v	4	55	④	14	1,600	37	83.5	410x770x645	\$5,440
	B4XR-A/ST	GB4XR-A/ST 11KW	EADL		3φ, 415v	11	55	⑧	30	2,200	35	217	515x1060x725	\$9,294
		GB4XR-A/ST 15KW	EANM	EAS7		15		⑨	32	2,300	39	228	515x1060x725	\$9,695
6" x 6"	B6XR-A	GB6XR-A 11KW	EAVM		3φ, 415v, 4 pole	11	55	⑩	14	4,000	50	360	560x1260x725	\$20,392
		GB6XR-A 15KW	EBFX			15							tba	\$20,392
8" x 8"	B8XR-A	GB8XR-A 30KW	EB00		3φ, 415v, 4 pole	30	55	⑪	16	7,500	70	625	800x2000x1000	\$31,916
		GB8XR-A 37KWEB01	EB01			37	55	⑫	20	8,300	70	600	800x2000x1000	\$34,536

NEW Rejuvenation Kits

Performance figures to be taken as a guide only, for detailed performance curves contact an authorised Aussie Distributor.

Model	CAT no.	kW	S/code		List price
B1.5KQ-A/ST	EA6E EA6F EBET EBEU	0.75	GREJK-B1.5KQAST	R805	\$220
B2KQ-A/ST	EB93 EB78	2.2	GREJK-B2KQ-ST2KW GREJK-B2KQ-A/STV Viton	R516 R684	\$242 \$340
	EBGI	2.2	GREJ-B2KQ-A/ST GREJ-B2KQ-A/STV Viton	R810 R795	\$242 \$336
B3KQ-A/ST	EAR5 EAR6	2.2	GREJK-B3KQ-ST2KW GREJ-B3KQ-A/STV Viton	R517 R796	\$242 \$472
	EBEJ	2.2	GREJ-B3KQ-A/STV3 Viton	R797	\$472
B3XR-A/ST	EAFV EANH EANL	4, 5.5 7.5	GREJK-B3XR-ST3P GREJK-B3XR-ARVIT Viton	R518 R763	\$329 \$480
B4KQ-A/ST	EAR8 EAGF	4	GREJK-B4KQ-ST3P GREJ-B4KQ-A/STV4	R519 R798	\$356 \$519
B4XR-A/ST	EADL EANM	11 / 15	GREJK-B4XR-AST 11-15KW GREJ-B4XR-A/STV	R665 R799	\$480 \$745
B6XR-A	EAVM EBFX	11 / 15	GREJK-B6XR-A	R703	\$1,776

Kit includes mech seal, counterface, complete check valve, gaskets for filling cap & trash port.

Viton elastomers available, suit liquids up to 100°C ... call for details



* NEW LINE MOTORS 0.75kW—2.2kW

Aussie is introducing high efficiency motors across the range of pumps under 2.2kW. The new versions include feet on the motor rather than on the pump flange.



B2KQ-A/ST with new line motor



2.1.2 GMP HIGH HEAD TRANSFER & SEMI TRASH MOTOR PUMPS

AUSSIE GMP



- Close grained cast construction
- Open style impeller (except pumps marked *)
- Self primes from depths of 6 metres
- Replaceable suction port
- Close coupled to a **heavy duty** TEFC single or three phase 2 pole electric drive motor
- Simple pump design
- Steel base plate standard from 4kW up
- **Carbon mech seal**/alumina counterface with nitrile rubber seals standard, option of silicon carbide or tungsten carbide with Viton
- 316 stainless steel motor shaft
- No power lead or plug supplied
- NBR elastomers ... handle liquids to a max temperature of 70°C (intermittent)

Industrial Applications


- High pressure water transfer
- Machinery wash down
- Spray irrigation
- Industrial processing
- Fire fighting

Abrasive application solutions

Optional 316 stainless steel impeller (not fitted)

Optional glass coating internals ...
Devcon Brushable Ceramic prep (11760 or 11765)
Hardness rated Shore 90D

Call for details



Port size (in/out)	Model	S/code	CAT no.	Supersedes	Motor	kW	IP rating	Curve page 30	Total Head (m)	Max Capacity (l/m)	Solid size (mm)	Pump Weight (kg)	Boxed Dim Guide (WxLxH) mm	List price
2" x 2"	G2TMK-A	G2TMK-A 2.2KW 1P	EAEL	EA3S	1φ, 240v	2.2	54	A	33.5	375	5	37	260x470x380	\$2,462
		G2TMK-A2.2KW3PS2	EBHN*	EADT	3φ, 415v		55							\$3,105
2" x 1½"	B1½ZPM-A*	GB1.5ZPM-A 7.5	EANN	EAL5	3φ, 415v	7.5	55	G	58.5	600	6	111	415x855x665	\$7,360
3" x 2"	B2ZPM-A*	GB2ZPM-A15KW	EANP		3φ, 415v	15	55	H	70	800	6	220	515x1060x725	\$11,551

NEW 2" & 3" Semi trash high pressure pumps ... Silicon carbide mech seal & stainless steel shaft

2" x 2"	G2TMK-A/ST	G2TMK-A/ST 3KW	EA9P			3		B	34	400	8	37	260x470x380	\$4,134
3" x 3"	G3TMK-A/ST	G3TMK-A/ST 4KW	EANC		3φ, 415v	4		C	35	800	8	82.5	410x770x645	\$5,424
		G3TMK-A/ST 5.5KW	EAND			5.5		D	40	910	10	99	415x855x665	\$6,610
		G3TMK-A/ST 7.5KW	EANE			7.5		E	47	850	13	105	415x855x665	\$7,564
		G3TMK-A/ST 11KW	EANG			11		F	54.4	1100	16	202	515x1060x725	\$9,001
	B3ZPM-A/ST	GB3ZPM-A/ST15KW	EANR		3φ, 415v	15		I	64	1250	13	222	515x1060x725	\$9,250
		GB3ZPM-A/ST18.5KW	EA9A			18.5		J	70	1250	14	247	515x1060x725	\$11,696
		GB3ZPM-A/ST 22KW	EA9B			22		K	78	1250	19	275	515x1060x725	\$12,801

NEW Rejuvenation Kits

Model	CAT no.	kW	S/code	S/code	List price
G2TMK-A	EAEL	2.2	GREJ-G2TMK-A	R811	\$131
	EADT	2.2			
	EBHN*	2.2	tba	tba	
G2TMK-A/ST	EA9P	3	GREJ-G2TMK-A/ST	R812	\$254
G3TMK-A/ST	EANC	4	GREJK-G3TMK-A/ST	R737	\$523
	EAND	5.5			
	EANE	7.5			
	EANG	11	GREJK-G3TMK-11KW GREJK-G3TMK-11V Viton	R734 R759	\$748 \$1,536



Performance figures to be taken as a guide only, for detailed performance curves contact an authorised Aussie Distributor.

Kit includes mech seal, counterface, complete check valve, gaskets for filling cap & trash port (if applicable).



G2TMK-A with new line motor

* NEW LINE MOTORS 0.75kW—2.2kW

Aussie is introducing high efficiency motors across the range of pumps under 2.2kW. The new versions include feet on the motor rather than on the pump flange.






2.1.3 STAINLESS STEEL MOTOR PUMPS ... CORROSION & ABRASION RESISTANT

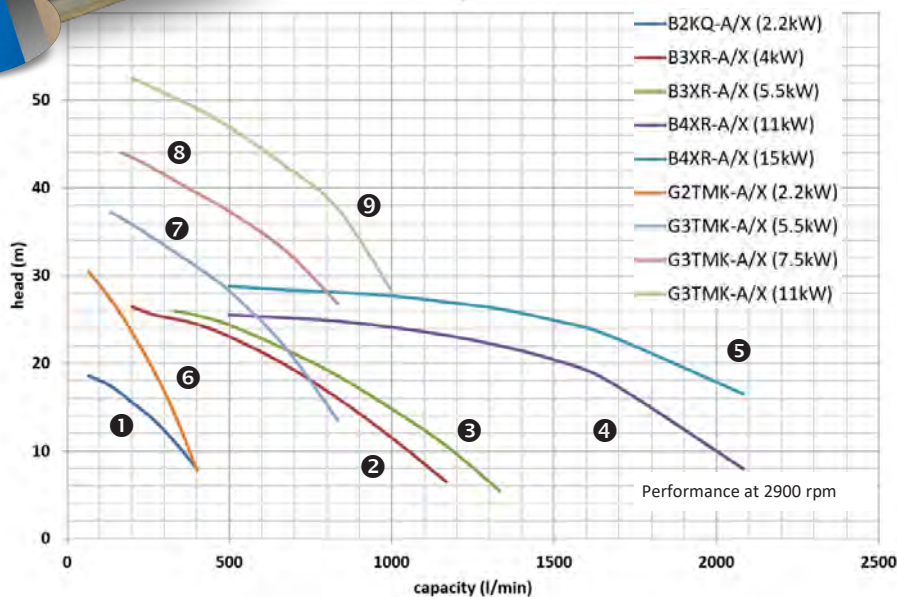


Applications: Abrasive Water

- Tailing dam pump out
- Sewage handling
- Aggressive water pumping
- Acid & solvent pumping
- Industrial food waste
- Ag chemical transfer
- AdBlue® transfer



- Heavy duty cast 316 stainless steel construction
- Big open, stainless steel impeller
- Self primes from 6 metres
- Replaceable suction cover
- Close coupled to a heavy duty TEFC single or three phase electric motor IP rated
- Cast iron foot mounting on pumps to 2.2kW
- Steel base plate standard from 4kW
- Carbon mech seal/alumina counterface, nitrile rubber seal & 316 stainless steel casing
- Viton seals option, specify for corrosive applications like AdBlue® and chemical transfer (call for details)
- No power lead or plug supplied





Port size (in/out)	Model		CAT no.	Old CAT	Motor	kW	Curve	IP rating	Total Head (m)	Max Capacity (l/m)	Solid size (mm)	Pump Weight (kg)	Boxed Dim Guide (WxLxH) mm	Rej Kit	List price
2" x 2"	B2KQ-A/X	GB2KQ-A/X 2.2 1P	EB92		1φ, 240v	2.2	①	54	20	440	16	23.5	210X450X400	R623 \$268 (not EBHF)	\$4,999
		GB2KQA/X2.23PS2	EBHF *	EASM	3φ, 415v	2.2		55							\$4,999
3" x 3"	B3XR-A/X	GB3XR-A/X 4KW	EALP	EAD2	3φ, 415v	4	②	55	28	1300	19	78.2	410x770x645		\$13,644
		GB3XR-A/X 5.5KW	EALR	EAC6		5.5				③	1400	24	96	415x855x665	R616 \$299
4" x 4"	B4XR-A/X	GB4XR-A/X 11KW	EAMB		3φ, 415v	11	④	55	26	2010	27	215	515x1060x725		\$16,803
		GB4XR-A/X 15KW	EAAC			15			⑤	29	2120	32	225	515x1060x725	
High head options ... for transfer long distances or up a steep gradient															
2" x 2	G2TMK-A/X	G2TMK-A/X/2.2KW3P	EB85		3φ, 415v	2.2	⑥	55	32	340	5	37	250x550x360		\$8,241
3" x 3"	G3TMK-A/X	G3TMK-A/X 5.5KW	EALV	EACB	3φ, 415v	5.5	⑦	55	40	910	10	102	415x855x665	R737 \$523	\$16,181
		G3TMK-A/X 7.5 3P	EALZ	EABE	3φ, 415v	7.5	⑧	55	44	850	13	106	415x855x665		\$16,462
		G3TMK-A/X 11KW	EACD		3φ, 415v	11	⑨	55	55	1100	16	204	515x1060x725		\$19,440

Performance figures to be taken as a guide only, for detailed performance curves contact an authorised Aussie Distributor.



2.1.4 GMP NI AL BRONZE MOTOR PUMPS ... CORROSION RESISTANT

AUSSIE GMP



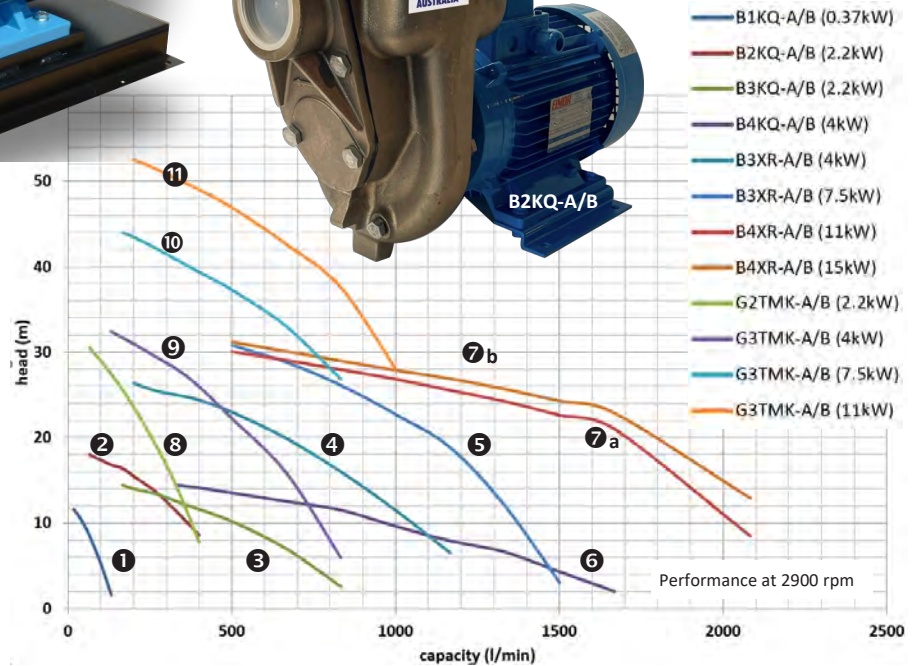
Applications:

Marine Applications NI AL bronze

- Deck wash down
- Bilge pump out
- Salvage pump
- Marine air conditioning



- Heavy duty cast NI AL bronze construction, Mil-Spec equiv
- Big open NI AL bronze impeller
- Self primes from 6 metres
- Replaceable suction cover
- Close coupled to a heavy duty TEFC single or three phase electric motor IP rated
- Cast iron foot mounting on pumps to 2.2kW
- Steel base plate standard from 4kW
- Mech seals ... carbon mech seal/alumina counterface, nitrile rubber seal & 316 stainless steel casing
- Viton seals option, specify for corrosive applications like AdBlue® and chemical transfer (call for details)
- No power lead or plug supplied



Port size (in/out)	Model		CAT no.	Old CAT	Motor	kW	Curve	IP rating	Total Head (m)	Max Capacity (l/m)	Solid size (mm)	Pump Weight (kg)	Boxed Dim Guide (WxLxH) mm	Rej Kit	List price
1" x 1"	B1KQ-A/B	GB1KQ-A/B 0.371P	EA9M		1φ, 240v	0.37	①	54	12	130	6	19	210x450x400	R633 \$109	\$3,035
		GB1KQ-A/B 0.373P	EA9N		3φ, 415v										\$3,035
2" x 2"	B2KQ-A/B	GB2KQ-A/B 2.2 1P	EB88		1φ, 240v	2.2	②	54	19	450	16	27.5	200x430x360	R624 \$268 (not EBGH)	\$5,145
		GB2KQ-A/B2.23PS2	EBGH*	EA7V	3φ, 415v	2.2		55							\$5,145
3" x 3"	B3KQ-A/B	GB3KQ-A/B2.2K1PS2	EBFF*	EAT1	1φ, 240v	2.2	③	54	16	840	27	33	220x500x390	R683 \$322 (not EBFH)	\$6,010
		GB3KQ-A/B2.2K3PS2	EBFH*	EAT2	3φ, 415v			55							
	B3XR-A/B	GB3XR-A/B 4KW	EAB5	EALB	3φ, 415v	4	④		28	1300	19	82.5	410x770x645		\$10,623
		GB3XR-A/B 5.5KW	EALC		3φ, 415v	5.5		55	28	1400	24	105	415x855x665	R616 \$299	\$12,111
4" x 4"	B4KQ-A/B	GB4KQ-A/B 4KW	EALD	EAB6	3φ, 415v	7.5	⑤		30	1500	24	107.5	415x885x665		\$12,900
		GB4KQ-A/B 4KW	EALC		3φ, 415v	5.5		55	28	1400	24	105	415x855x665		\$12,111
	B4XR-A/B	GB4XR-A/B 11KW3P	EALA		3φ, 415v	11	⑦a		15	1650	35	88	410x770x645		\$13,874
		GB4XR-A/B 15KW3P	EAFG	EAB7	3φ, 415v	15	⑦b		30	2250	35	220	515x1060x725		\$15,984
									31	2250	39	234	515x1060x725	R617 \$480	\$18,788

High head options ... to transfer long distances or up a steep gradient


2" x 2"	G2TMK-A/B	G2TMK-A/B2.2KW1P	EA9H		1φ, 240v	2.2	⑧	54	34	400	8	37	260x470x380	R632 \$273	\$5,903
		G2TMK-A/B 2.2KW	EA4R		3φ, 415v	2.2									\$5,903
3" x 3"	G3TMK-A/B	G3TMK-A/B 4KW	EAHS		3φ, 415v	4	⑨		35	850	8	90	410x770x645	R618 \$498	\$15,191
		G3TMK-A/B7.5KW	EAHV		3φ, 415v	7.5	⑩		44	900	13	112	415x855x665		\$16,924
		G3TMK-A/B11KW	EAFR		3φ, 415v	11	⑪		52	1030	16	208	515x1060x725	R619 \$698	\$20,861
	B3ZPM-A/B	GB3ZPM-A/B 15KW	EAFD			15			65	1200	13	225	515x1060x725	R619 \$698	\$19,783
		GB3ZPM-A/B18KW	EADV		3φ, 415v	18.5			70	1200	14	245	515x1060x725	R619 \$698	\$21,313
		GB3ZPM-A/B 22KW	EARV			22			76	1200	19	280	515x1060x725	R619 \$698	\$24,184

Performance figures to be taken as a guide only, for detailed performance curves contact an authorised Aussie Distributor.


3 GMP
year
warranty

AUSSIE GMP

2.1.5 ATEX MOTOR PUMPS ... DIESEL FUEL TRANSFER SPECIALISTS



Manufactured in accordance with ATEX standards (EU Directive 2014/34/UE)



These pumps are fitted with ATEX certified **flameproof** motors and are designed for transferring diesel fuel oil in hazardous environments.

- Heavy duty cast construction
 - Big open impeller
 - Self primes from 6 metres
 - Replaceable suction cover
 - ATEX certified flameproof heavy duty motor with IP 55 protection
 - Cast iron foot mounting, all units 4kW and over are mounted on a steel plate
 - Viton/Carbon/Alumina seals standard
 - Performance figures based on fresh water viscosity liquids
- Refuelling Applications**
- Machinery
 - Marine diesel
 - Earth movers
 - Mining plant
 - Generator/pump
- Other Applications**
- Waste oil collection
 - Heating oil transfer

Engine drive diesel fuel transfer pumps See page 23

Port size (in/out)	Model	S/code	CAT no.	Motor	kW	IP rating	Total Head (m)	Max Capacity (l/m)	Solid size (mm)	Weight (kg)	Boxed Dim Guide (WxLxH) mm	List price
1½" x 1½"	B1½KQ-A ATEX	GB1.5KQ-A/ATEX1P	EA23	1φ, 240V	0.75	55	16	290	8.5	26.5	260x545x345	\$3,919
		GB1.5KQ-A/ATEX3P	2140	3φ, 415V								\$2,571
2" x 2"	B2KQ-A ATEX	GB2KQ-A ATEX240	EA9D	1φ, 240V	1.5	55	19	440	16	32.5	260x545x345	\$4,965
		GB2KQ-A ATEX3P	2141	3φ, 415V								\$3,110
3" x 3"	B3KQ-A ATEX	GB3KQ-A ATEX240	EA9E	1φ, 240V	2.2	55	16	750	27	37.2	400x600x345	\$5,538
		GB3KQ-A ATEX 2.2	2138	3φ, 415V							260x545x345	\$3,494
	B3XR-A ATEX	GB3XR-A ATEX 4KW	2139	3φ, 415V	4	55	26	1300	19	84	410x770x645	\$6,613
		GB3XR-A ATEX 5.5	EAV4		5.5		26	1430	24	112	415x855x665	\$8,042
		GB3XR-A ATEX 7.5KW	2133		7.5		31	1500	24	118	415x855x665	\$8,672
		GB4XR-A ATEX 3PH	EAV5		15		31	2300	39	202	515x1060x725	\$15,568

High head options ... for transfer of fuel oils long distances or up a steep gradient

3" x 3"	G3TMK-A ATEX	G3TMK-A ATEX4	EABL	3φ, 415V	4	55	35	800	8	90	410x770x645	\$7,446
		G3TMK-A ATEX5.5	EABM	3φ, 415V	5.5	55	40	910	10	106	415x855x665	\$8,295
		G3TMK-A ATEX7.5K	EABN	3φ, 415V	7.5	55	44	850	13	112	415x855x665	\$8,926
		G3TMK-A ATEX11	EABP	3φ, 415V	11	55	55	1100	16	211	515x1060x725	\$11,494



Appareil non électrique destiné à être utilisé en atmosphères explosibles
Non electrical equipment intended for use in potentially explosive atmospheres
Apparecchi destinati ad essere utilizzati in atmosfera potenzialmente esplosiva

Directive 2014/34/UE
Directive 2014/34/UE / Direttiva 2014/34/UE

ACCUSÉ DE RECEPTION D'UN DOSSIER TECHNIQUE
ACKNOWLEDGE RECEIPT OF TECHNICAL DOCUMENTATION
AVVISO DI RICEVIMENTO DEL FASCICOLO TECNICO

Appareil / Equipment / Apparecchiatura : SELF PRIMING PUMPS
Types / Types / Tipologie : Domus, B.KQ-A, B.XR-A, G.TMK-A, Z.PH-A
Marquage / Marking / Marcatura : II 2 G
Dépositaire / Applicant / Richiedente : GMP S.p.A.
Via Sale 119/121

INERIS


1" B1KQ-A Motor Pumps for Oil/Diesel Fuel Transfer (Not ATEX certified)

Designed for systems requiring high flow i.e. dump truck or crawler tractor fast refuelling in the field. Viton seals fitted.

Port size (in/out)	Model	S/code	CAT no.	Motor	kW	Max Capacity (l/m)	Total Head (m)	Weight (kg)	Boxed Dimensions (WxLxH) mm	
1" x 1"	B1KQ-A	GB1KQ-A 24V	EAPL	24 volt	1	135	12	18	190x430x285	\$1,995
		GB1KQ-A/0.5KW-1P	EA2L	1φ, 240V	0.55	130	14	20	210x450x400	\$1,082
		GB1KQ-A.5KW 3P	EA2M	3φ, 415V						\$1,082



2.2.1 HYDRAULIC SEMI TRASH ... MOBILE INSTALLATIONS

AUSSIE GMP



G3TMK-A/ST hydraulic drive



- Heavy duty cast construction
- Open **non clog** style impeller
- Self primes from 6 metres
- Front mounted **clean out port**
- Cast iron foot mounting
- **Silicon carbide/alumina mechanical seal** faces with nitrile rubber seal standard, option of tungsten carbide with Viton
- **Elimination of engine** in mobile applications
- **Compact design**
- **Power supplied by hydraulic lines**
- Top quality hydraulic motors
- **Dust free closed circuit**
- **High pressure options**
- **Stainless steel impeller** for abrasive applications (*). For more options see page 37.

Applications:

- Mine and dust suppression
- Water cart
- Fire fighting tanker refill
- Underground mine dewatering



For corrosion resistant hydraulic drive pumps see page 38

Port size (in/out)	Model	S/code	CAT No.	PSI	Curve below	Total Head (m)	Capacity (l/m)	Solid size (mm)	Hydraulic requirements at 3,000 rpm	Wt (kg)	Unit size (WxLxH) mm	List price
2" x 2"	B2KQ-A/ST	GB2KQ-A/ST HYD	AA9A/AA6U	25	①	18	440	19	8.5cm ³ /rev, 100 bar (3kW)	18.5	180x400x300	\$2,823
		GB2KQ-A/STHYDSS*	AARF/AATH									\$3,480
3" x 3"	B3KQ-A/ST	GB3KQ-A/ST HYD	AA5B/AA7U	22	②	16	900	25	8.5cm ³ /rev, 100 bar (3kW) Cassapa	20.2	185x450x300	\$3,642
		GB3KQ-A/STHYDVIV	AATU						8.4cm ³ /rev, 100 bar (3kW) Vivoil	20.2	185x450x300	\$3,642
	B3XR-A/ST	GB3XR-A/STHY22VI	ASHK	43	④	31	1500	35	21cm ³ /rev, 150 bar (7kW)	56	280x650x400	\$6,065
		GB3XR-A/ST HYD22	ASM8	43		31	1500	35	22cm ³ /rev, 150 bar (7kW)	56	280x650x400	\$6,065
		GB3XR-A/ST HYD	ASD9	43		31	1500	35	34cm ³ /rev, 100 bar (12.5kW)	56	280x650x400	\$6,065
	G3TMK-A/ST	G3TMK-A/ST HYD22	ASM9	67	⑥	47	850	16	22cm ³ /rev, 150 bar (7kW)	61	285x670x395	\$6,694
		G3TMK-A/STHYD/TC*	ASM9									\$6,694
		G3TMK-A/ST HYD	ASE1	77		55	1100	16	34cm ³ /rev, 100 bar (12.5kW)	61	285x670x395	\$6,694
4" x 4"	B4KQ-A/ST	GB4KQ-A/ST HYD22	ASM7	20	③	14	1600	37	22cm ³ /rev, 150 bar (7kW)	64	315x680x405	\$6,886
		GB4KQ-A/ST HYD	ASD8	20		14	1600	37	34cm ³ /rev, 100 bar (12.5kW)	64	315x680x405	\$6,886
	B4XR-A/ST	GB4XR-A/ST HYD	ASE9	42	⑤	30	2200	39	34cm ³ /rev, 100 bar (12.5kW)	65	365x695x450	\$9,023

Performance figures to be taken as a guide only, for detailed performance curves contact an authorised Aussie Distributor.

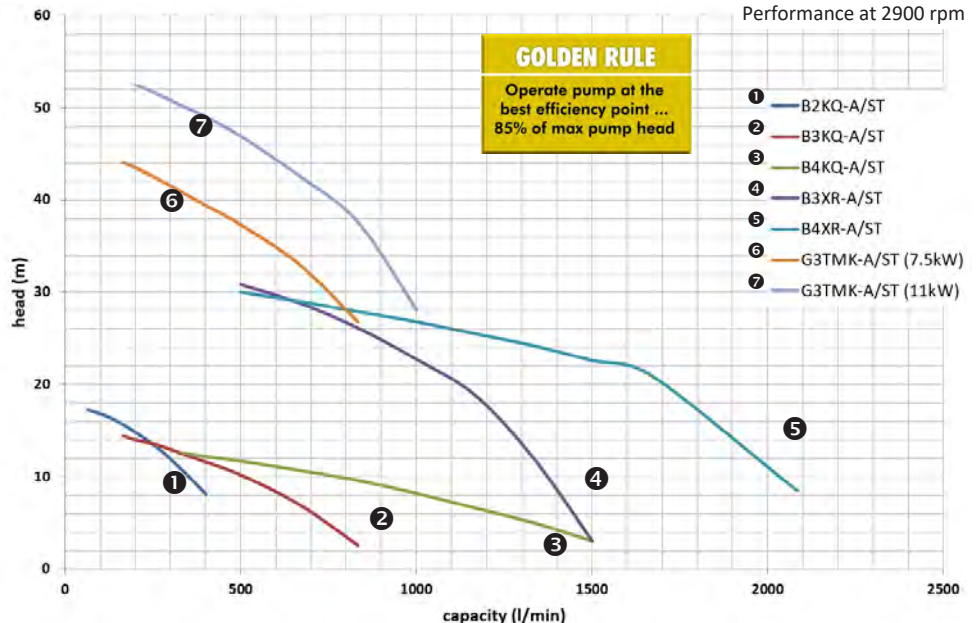
Fitted with Tungsten Carbide seals (cast iron impeller)

* Fitted with stainless steel impeller

Rejuvenation kits

Model	CAT no.	S/code	List price
GB2KQ-A/ST	AA6U AARF AA9A AATH	GREJK-B2KQ-ST2KW (R516)	\$242
GB3KQ-A/ST	AA7U AA5B	GREJK-B3KQ-ST2KW (R517)	\$242
B3XR-A/ST	ASD9 ASM8 ASHK	GREJK-B3XR-STHYD (R521)	\$356
G3TMKA/ST	ASE1 ASM9	GREJK-G3TMK-STW (R740)	\$362
B4XR-A/ST	ASE9 ASB8	GREJK-B4XR-STW (R520)	\$356

Kit includes mech seal, counterface, complete check valve, gaskets for filling cap & trash port.



2.2.2 HYDRAULIC SEMI TRASH ... MUD PUMPS




B2KQ-A/ST hydraulic drive

SUPER TOUGH PUMPS THAT SUIT ABRASIVE WATER APPLICATIONS

- **Heavy duty** cast construction
- **Stainless steel impeller** fitted standard for wear resistance against abrasive water
- **Tungsten carbide mechanical seal** faces with nitrile rubber seal standard.
- Open **non clog** style impeller
- **Self primes** from 6 metres
- Front mounted **clean out port**
- **Cast iron foot** mounting.
- **Elimination of engine** in mobile applications
- **Compact design**
- **Power supplied by hydraulic lines**
- Top quality hydraulic motors
- **Dust free** closed circuit

Applications:

- Drilling rigs
- Mine and dust suppression
- Abrasive water mobile applications



For corrosion resistant hydraulic drive pumps see page 38

Port size (in/out)	Model	S/code	CAT No.	PSI	Curve see page 36	Total Head (m)	Capacity (l/m)	Solid size (mm)	Hydraulic requirements at 3,000 rpm	Wt (kg)	Unit size (WxLxH) mm	List price
2" x 2"	B2KQ-A/ST	GB2KQA/STHYDSSTC	AATL	25	①	18	440	19	8.5cm ³ /rev, 100 bar (3kW) Vivoil XV-2U/9	18.5	180x400x300	\$4,077
3" x 3"	B3KQ-A/ST	GB3KQA/STHYDSSTC	AAUH	23	②	16	900	25	8.5cm ³ /rev, 100 bar (3kW) Vivoil XV-2U/9	20.2	185x450x300	\$4,894
	B3XR-A/ST	GB3XR-A/STHYDDR	ASMU	43	④	31	1500	35	21cm ³ /rev, 150 bar (7kW) Vivoil XV-3U/21	56	280x650x400	\$7,203
	G3TMK-A/ST	G3TMKA/STHYD/DRV	ASMR	67	⑥	47	850	16	21cm ³ /rev, 150 bar (7kW) Vivoil XV-3U/21	61	285x670x395	\$8,896
		G3TMK-A/STHYD/DR	ASMN	77	⑦	55	1100	16	34cm ³ /rev, 100 bar (12.5kW) Casappa PLM30.34	61	285x670x395	\$8,896
4" x 4"	B4XR-A/ST	GB4XR-A/STHYD/DR	ASMT	42	⑤	30	2200	39	32cm ³ /rev, 100 bar (12.5kW) Vivoil XV-3U/32	65	365x695x450	\$10,376

Rejuvenation kits

Model	CAT no.	S/code	List price
GB2KQ-A/ST	AATL		
B3XR-A/ST	ASMU	R822	
G3TMKA/ST	ASMR ASMN	GREJ-G3TMKA/STHY (R816)	\$978
B4XR-A/ST	ASMT		

Kit includes mech seal, counterface, complete check valve, gaskets for filling cap & trash port.




Hydraulic mud pump installation





2.2.3 HYDRAULIC BRONZE & SS ... CORROSION RESISTANT

AUSSIE GMP



B2KQ-A/B hydraulic drive



- Elimination of engine in mobile applications
- Compact design
- Power supplied by hydraulic lines
- Self priming vertical lift of 6 metres
- Range of materials for construction
- Replaceable suction port
- Mech seals on bronze & stainless steel pumps... carbon/alumina faces, nitrile rubber seal & 316 stainless steel casing
- Viton seals option, specify a stainless steel pump with Viton seals for corrosive applications like AdBlue® and chemical transfer
- Dust free closed circuit
- All pumps pedestal mounted



Applications:

- Marine
 - Bilge pump out
 - Deck wash down
- Mine & dust suppression
- Water cart
- Fire fighting tanker refill
- Underground mine dewatering
- Tank aeration
- Fire fighting
- AdBlue® transfer



For cast iron hydraulic drive pumps see page 36

Port size (in/out)	Model	S/code	CAT No.	PSI	Total Head (m)	Capacity (l/m)	Hydraulic requirements at 3,000 rpm	Weight (kg)	Unit Dimensions (WxLxH) mm	List price
--------------------	-------	--------	---------	-----	----------------	----------------	-------------------------------------	-------------	----------------------------	------------

NIAL bronze - Marine Grade ... stainless steel plugs & fasteners

2" x 2"	B2KQ-A/B	GB2KQ-A/B HYDVIV	AAUF	25	18	440	8.4cm ³ /rev, 100 bar (3kW) Vivoil XV-2U/9	18.5	180x400x300	\$5,221
3" x 3"	B3KQ-A/B	GB3KQ-A/B HYDVIV	ASMS	22	16	900	8.4cm ³ /rev, 100 bar (3kW) Vivoil XV-2U/9	20.2	185x450x300	\$6,594
4" x 4"	B4KQ-A/B	GB4KQ-A/B HYD		21	15	1520	21cm ³ /rev, 150 bar (7kW)	64	315x680x405	\$13,133
3" x 3"	B3XR-A/B	GB3XR-A/B HYD		43	31	1500	21cm ³ /rev, 150 bar (7kW)	56	280x650x400	\$12,238
4" x 4"	B4XR-A/B	GB4XR-A/B HYD	ASNA	42	30	2200	34cm ³ /rev, 100 bar (12.5kW)	65	365x695x450	\$16,685

Stainless Steel—316 Grade for corrosive applications

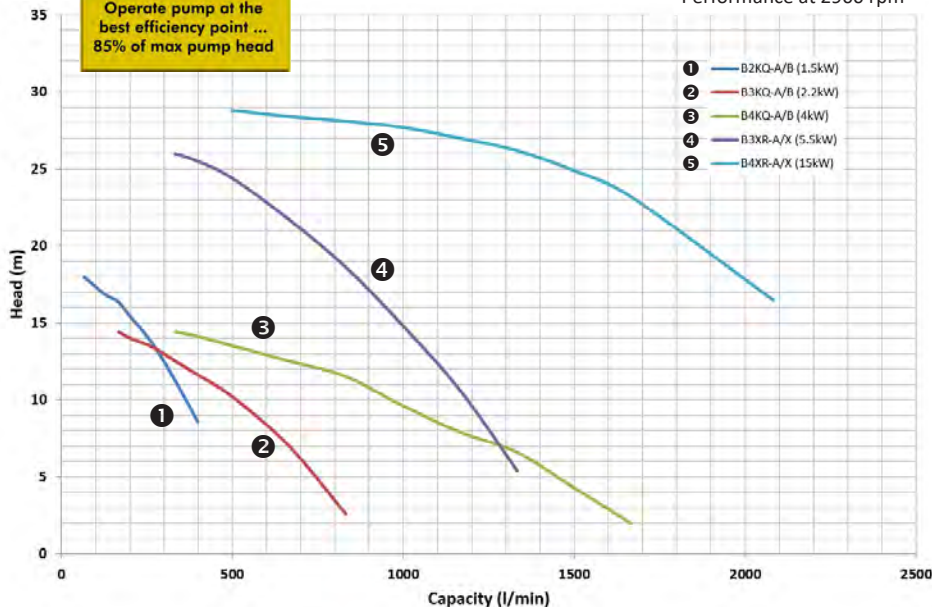
3" x 3"	B3XR-A/X	GB3XRA-X-HYD	ASNG	43	31	1500	21cm ³ /rev, 150 bar (7kW)	56	280x650x400	\$13,681
4" x 4"	B4XR-A/X	GB4XR-A/X/HYD	ASFN	42	30	2200	34cm ³ /rev, 100 bar (12.5kW)	65	365x695x450	\$17,742

Performance figures to be taken as a guide only, for detailed performance curves contact an authorised Aussie Distributor.

GOLDEN RULE

Operate pump at the best efficiency point ... 85% of max pump head

Performance at 2900 rpm



NEW Rejuvenation Kits

Model	CAT no.	S/code	List price
B2KQ-A/B HYD	AAW1 AASF	GREJK-B2KQ-ABHYD (R608)	\$314
B3KQ-A/B HYD	AA1Q	(R610)	poa

Kit includes mech seal, counterface, complete check valve, filling cap gasket

Buy a rejuvenation kit & spare impeller to maintain new pump performance

HYDRAULIC MOTOR DETAILS

Model	Vivoil Stock code	Hydraulic requirements at 3,000 rpm	API stock code	List price
Vivoil XV-2U/9	X2M 4501/ABBE	8.4cm ³ /rev, 100 bar (3kW)	GT372	\$1,249
Vivoil XV-3U/21	X3M 7001/ADDE	21cm ³ /rev, 150 bar (7kW)	GT013	\$1,545
Vivoil XV-3U/32	X2M 7401/AEEE	32cm ³ /rev, 100 bar (12.5kW)	GT371	\$1,702

Vivoil hydraulic motors are supported in Australia by Hydraulic Network.. 03 9399 8957.

Casappa motors and spares are available through Southcott Branches.

Model	Casappa Stock code	Hydraulic requirements at 3,000 rpm
Casappa PLM20.8	PLM 20.8R-82-E2-GDGD	8.5cm ³ /rev, 100 bar (3kW)
Casappa PLM30.22	PLM 30.22R-83-E3-GFGF	22cm ³ /rev, 150 bar (7kW)
Casappa PLM30.34	PLM 30.34R-83-E3-GFGF	34cm ³ /rev, 100 bar (12.5kW)

General Data on Hydraulic Motors ... AUSSIE USES ONLY TOP BRAND, 1ST WORLD SUPPLIERS

Model	Displacement	Max continuous pressure bar (psi)	Max intermittent pressure bar (psi)	Max peak pressure bar (psi)	Max speed Min ⁻¹	Min speed Min ⁻¹	Inlet Port	Outlet Port
PLM 20.8	8.26 cm ³ /rev	250 (3626)	280 (4061)	300 (4351)	3500	600	½"	½"
PLM 30.22	22 cm ³ /rev	240 (3480)	260 (3770)	270 (3915)	3000	350	1"	1"
PLM 30.34	34.55 cm ³ /rev	240 (3480)	260 (3770)	270 (3915)	3000	350	1"	1"

NB: A drain line to tank must be run for reversible motors For input flow allow volumetric efficiency of 90%. Output KW figures allow for overall efficiency of 82% Output torque figures allow for mechanical efficiency of 85%.

Check hydraulic pump specifications to ensure correct match. If in doubt consult a hydraulic installation engineer.

HYDRAULIC DRIVE PUMP INSTALLATION GUIDELINES

PUMP

The direction of rotation of single-rotation pumps must be the same as that of the drive shaft. Check that the coupling flange correctly aligns the transmission shaft and the pump shaft. Flexible couplings should be used (never rigid fittings) which will not generate an axial or radial load on the pump shaft.

TANK

Tank capacity must be sufficient for the system's operating conditions (~ 3 times the amount of oil in circulation) to avoid overheating of the fluid. A heat exchanger should be installed if necessary. The intake and return lines in the tank must be spaced apart (by inserting a vertical divider) to prevent the return-line oil from being taken up again immediately.

LINES

The lines must have a major diameter which is at least as large as the diameter of pump or motor ports, and must be perfectly sealed. To reduce loss of power, the lines should be as short as possible, reducing the sources of hydraulic resistance (elbow, throttling, gate valves, etc.) to a minimum.

A length of flexible tubing is recommended to reduce the transmission of vibrations. All return lines must end below the minimum oil level, to prevent foaming.

Before connecting the lines, remove any plugs and make sure that the lines are perfectly clean.

NOTE: Hydraulic motor ports are 2 sizes. The inlet port is generally smaller than the outlet port

FILTERS

We recommend filtering the entire system flow. Filters on suction and return line must be fitted in according to the contamination class as recommended by the hydraulic motor manufacturer.

HYDRAULIC FLUID

Use hydraulic fluid conforming to ISO/DIN standards, having viscosity as specified by the hydraulic motor manufacturer. Avoid using mixtures of different oils which could result in decomposition and reduction of the oil's lubricating power.

For more information refer to the hydraulic motor manufacturers manual ... call Aussie for a copy.





2.3.1 BARE SHAFT SEMI TRASH ... RUBBISH GOBBLERS

AUSSIE GMP



B3XR-A/ST bare shaft

Aussie GMP bare shaft cast iron self priming centrifugal semi trash pumps designed for long coupling to electric motors, petrol or diesel engines, hydraulic or PTO drives.

- Heavy duty cast construction
- Open non clog style impeller
- Self primes from 6 metres
- Front mounted clean out port
- Cast iron foot mounting
- Silicon carbide/alumina mechanical seal faces with nitrile rubber seal standard, option of tungsten carbide with Viton
- All pumps pedestal mounted
- High pressure options also available



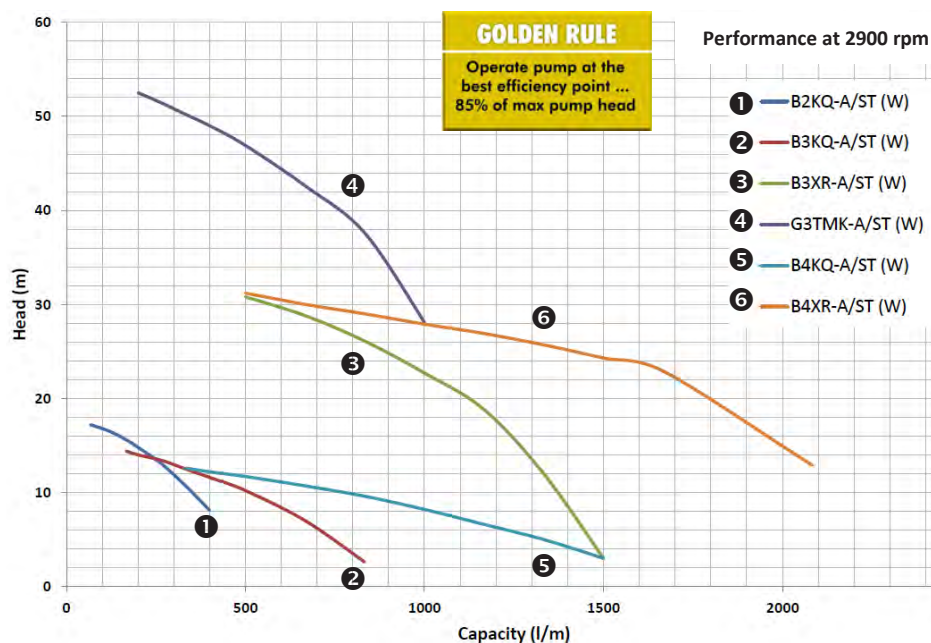
Industrial Applications ... Cast Iron

- Industrial waste pump out
- Livestock effluent pump out
- Public sewage works
- Abattoir waste pump out
- Piggeries, chicken processing, feed lots
- Wash bay water recirculation
- Batch plant recirculation
- Mineral processing
- Quarry dewatering

For corrosion resistant bare shaft pumps see page 41

Port size (in/out)	Model	S/code	CAT No.	Required KW	RPM	Suct/Del	PSI	Curve below	Total Head (m)	Capacity (l/m)	Solid size (mm)	Weight (kg)	Unit Dimensions (WxLxH) mm	List price
2" x 2"	B2KQ-A/ST	GB2KQ-A/ST/W	AS79	1.5	2900	2" x 2"	25	1	18	440	19	15	182x266x305	\$1,505
	B3KQ-A/ST	GB3KQ-A/ST/W	AS67	2.2	2900	3" x 3"	22	2	16	900	27	17	183x300x294	\$1,787
3" x 3"	B3XR-A/ST	GB3XR-A/ST/W	AS91	7.5	2900	3" x 3"	43	3	31	1500	24	46.5	290x453x400	\$3,779
	G3TMK-A/ST	G3TMK-A/ST/W	ASA8	11	2900	3" x 3"	75	4	54	1100	16	51.5	280x480x410	\$3,904
4" x 4"	B4KQ-A/ST	GB4KQ-A/ST/W	AS71	4	2900	4" x 4"	20	5	14	1600	37	54.5	315x490x405	\$3,787
	B4XR-A/ST	GB4XR-A/ST/W	ASB8	15	2900	4" x 4"	42	6	30	2200	39	64.5	365x505x450	\$5,363
6" x 6"	B6XRA-A*	GB6XR-A/A	ASBR	22	2000	6" x 6"	34		24	4500	55	160	500x600x600	\$10,574
8" x 8"	B8XR-A*	GB8XR-A/ST/W	ASDV	65	1800	8" x 8"	42		30	9200	70	265	580x790x830	\$19,155

*Cast 316 stainless steel impeller options available
Call for 6" & 8" pump curves



Performance figures to be taken as a guide only, call for detailed performance curves

NEW Rejuvenation Kits

Model	CAT no.	S/code	List price
B3XR-A/ST	AS91	GREJK-B3XR-STHYD (R521)	\$356
B4KQ-A/ST	AS71	GREJK-B4KQ-STW	\$356
B4XR-A/ST	ASB8	GREJK-B4XR-STW (R520)	\$356
G3TMK-A/ST	ASA8	GREJK-G3TMK-STW (R740)	\$362
B6XR-A	ASBR	GREJK-B6XR-A(R703)	\$1,776

Rejuvenation kit includes mech seal, counterface, complete check valve, gaskets for filling cap & trash port.



B6XR-A



2.3.2 BARE SHAFT BRONZE & SS ... CORROSION RESISTANT



B3XR-A/SS bare shaft

- Self priming vertical lift of 6 metres
- Heavy duty cast construction
- NIAL bronze or 316 grade stainless steel options
- Replaceable suction port
- Carbon/alumina mechanical seal faces, nitrile rubber seal & stainless steel casing
- Viton seals option, specify a stainless steel pump with Viton seals for corrosive applications like **AdBlue®** and chemical transfer
- All pumps pedestal mounted



Marine Applications

NIAL bronze

- Deck wash down
- Marine air conditioning
- Bilge pump out
- Fire fighting
- Salvage



Industrial/Mining ...

Stainless steel

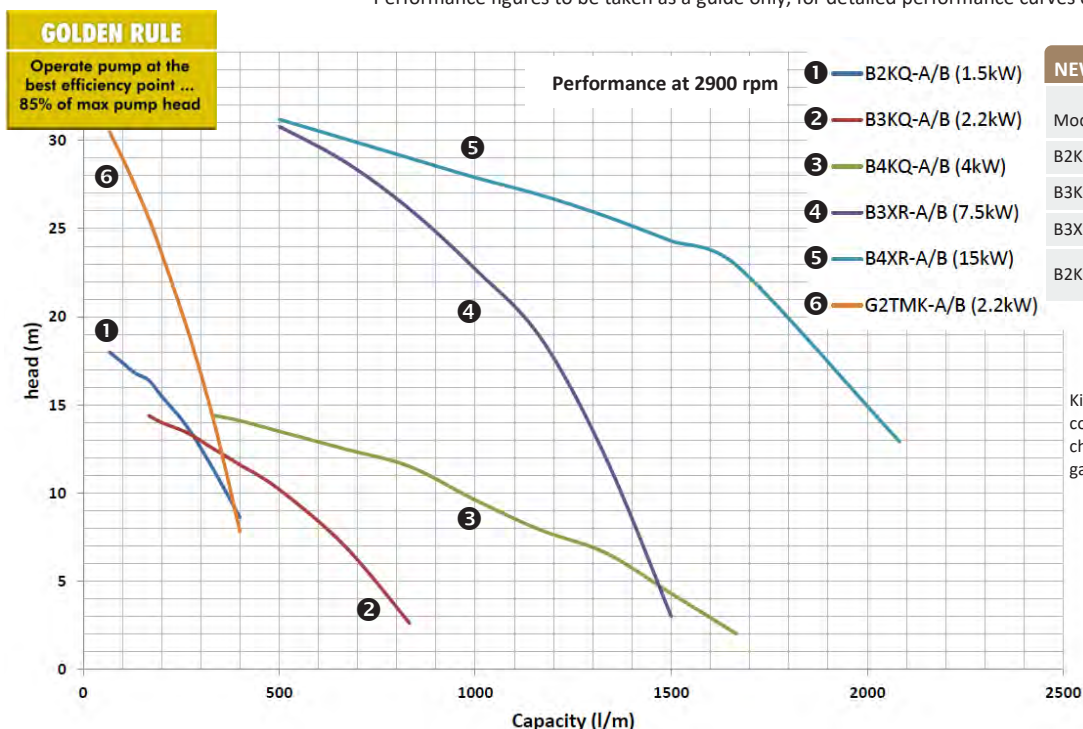
- Tailing dam pump out
- Sewage handling
- Aggressive water pumping
- Acid & solvent pumping
- Industrial food waste
- Ag chemical transfer
- **AdBlue®** transfer



For cast iron bare shaft pumps see page 40

Port size (in/out)	Model	S/code	CAT No.	Req'd kW	RPM	PSI	Curve below	Total Head (m)	Capacity (l/m)	Weight (kg)	Unit Dimensions (WxLxH) mm	List price
NIAL bronze - Marine Grade ... stainless steel plugs & fasteners												
2" x 2"	B2KQ-A/B W	GB2KQ-A/B/W/BZ	AS68	1.5	2900	25	❶	18	400	15	182x266x305	\$3,325
3" x 3"	B3KQ-A/B W	GB3KQ-A/B/W	AS69	2.2	2900	20	❷	14.5	850	17	183x300x294	\$3,938
4" x 4"	B4KQ-A/B W	GB4KQ-A/B/W	ASC6	4	2900	20	❸	14.5	1650	54.5	315x490x405	\$10,182
2" x 2"	G2TMK-A/B W	G2TMK-A/B/W	ASB9	3	2900	43	❹	31	400	22	242x370x355	\$5,740
3" x 3"	B3XR-A/B W	GB3XR-A/B/W	ASC3	7.5	2900	43	❺	31	1500	46.5	290x453x400	\$8,750
4" x 4"	B4XR-A/B W	GB4XR-A/B/W	ASC5/ASDN	15	2900	43	❻	31	2100	64.5	365x505x450	\$13,285
Stainless Steel—316 Grade for corrosive applications												
2" x 2"	B2KQ-A/X W	GB2KQ-A/X/W	ASL1	1.5	2900	28		20	440	15	182x266x305	\$6,479
3" x 3"	B3XR-A/X W	GB3XR-A/X W/O	ASLK	7.5	2900	43		31	1500	46.5	290x453x400	\$10,256
4" x 4"	B4XR-A/X W	GB4XR-A/X/W	ASDR	15	2900	43		31	2100	64.5	365x505x450	\$15,624

Performance figures to be taken as a guide only, for detailed performance curves contact an authorised Aussie Distributor.



NEW Rejuvenation Kits

Model	CAT no.	S/code	List price
B2KQ-A/B	AS68	(R765)	poa
B3KQ-A/B	AS69	(R609)	poa
B3XR-A/B	ASC3	(R758)	poa
B2KQ-A/X	ASL1 ASA5	GREJK-B2KQ-STX-W (R547)	\$242

Kit includes mech seal, counterface, complete check valve, filling cap gasket





2.4 GMP ENGINE DRIVE CAST IRON, NIAL BRONZE & 316 CAST STAINLESS STEEL

AUSSIE GMP

2" stainless steel
Mine Boss B2KQ-A/X

- Heavy duty cast construction
- Big open impeller
- Self primes from 6 metres
- Replaceable suction cover
- Available with either Honda petrol or, Yanmar or Kohler diesel drive units
- Mech seals on bronze & stainless steel pumps... carbon/alumina faces, nitrile rubber seal & 316 stainless steel casing
- Viton seals option, specify a stainless steel pump with Viton seals for corrosive applications like AdBlue® & chemical transfer (see below)
- Silicon carbide/alumina mechanical seal faces with nitrile rubber seals standard on cast iron trash pumps

Electric start models*

- Electric start models fitted with colour coded battery leads, mounting tray, securing rods & plate.
- Battery supplied separately (except for Mine spec versions) ... see page 25 for details

Industrial Applications ... Cast Iron

- Industrial waste pump out
- Livestock effluent pump out
- Dust suppression
- Water cart pumps
- Fire fighting
- Sump pumping
- mineral processing
- Quarry dewatering

Marine Applications ... Ni Al bronze

- Deck wash down
- Bilge pump out
- Salvage pump
- Marine fire fighting



Industrial/Mining Applications ... 316 cast stainless steel

- Aggressive water
- Sewage handling
- Acid & solvent pumping
- Ag chemical transfer
- Industrial food waste
- AdBlue® transfer

B3XR-A/ST Honda
3" transfer pump

HONDA PETROL DRIVE

Port size (in/out)	Model	S/code	CAT no.	Engine	HP	RPM	Total Head (m)	Capacity (l/m)	Solid size (mm)	Weight (kg)	Unit Dimensions (WxLxH) mm	List price
--------------------	-------	--------	---------	--------	----	-----	----------------	----------------	-----------------	-------------	----------------------------	------------

Cast iron

3" x 3"	B3XR-A/ST Water cart special	GB3XR-A/ST390ENF	Base plate	AA6A	HONDA petrol	13	3600	40	1250	20	95	560x680x760	\$4,993
---------	---------------------------------	------------------	------------	------	--------------	----	------	----	------	----	----	-------------	---------

DIESEL DRIVE

Port size (in/out)	Model	S/code	CAT no.	Engine	HP	RPM	Total Head (m)	Capacity (l/m)	Solid size (mm)	Weight (electric start)	Frame Dimensions (WxLxH) mm	List price
--------------------	-------	--------	---------	--------	----	-----	----------------	----------------	-----------------	-------------------------	-----------------------------	------------

Cast iron

3" x 3"	B3KQ-A/ST	GB3KQ-A/STL70E	Base plate	AAR8	YANMAR diesel e/start	7	3000	16	900	27	63	560x680x760	\$5,598 *
4" x 4"	B4KQ-A/ST	GB4KQ-A/ST L100E	Full ss frame	AA3S	YANMAR diesel e/start	10	3000	14	1500	35	100	560x680x760	\$8,114 *
3" x 3"	B3XR-A/ST	GB3XR-A/ST/L100ENF	Base plate	AAC0	YANMAR diesel e/start	10	3000	28	1000	20	100		\$8,078 *
4" x 4"	B4XR-A/ST	GB4XR-A/ST/KD625M	Mine spec	AARN	Kohler diesel e/s	25	3000	29	2300	38	tba		\$24,911

NI AL bronze - Marine Grade ... stainless steel plugs & fasteners

3" x 3"	B3KQ-A/B	GB3KQ-A/B/L70	Full ss frame	AA4B	YANMAR diesel recoil	7	3000	16	840	27	63	560x680x760	\$8,748 *
		GB3KQ-A/B/L70E			YANMAR diesel e/start								\$9,712 *

More 3" & 4" NiAl bronze high pressure & high flow pump options also available ... call to discuss

Stainless Steel Steel—316 Grade for corrosive & abrasive applications (Mine spec options available on request)

2" x 2"	B2KQ-A/X	GB2KQ-A/X/L48EM2	Mine spec	AA2B	YANMAR diesel e/start	4.8	3000	20	440	16	50		\$13,424
3" x 3"	B3XR-A/X	GB3XR-A/X/1B50EM	Mine spec	AATG	HATZ diesel e/start	11	3000	30	1500	24		560x680x760	\$22,846
4" x 4"	B4XR-A/X	GB4XR-A/X/KD625	Full ss frame	AASK	Kohler diesel e/s	25	3000	31	2100	32			\$34,381 *



Rej. kit includes counterface, mech seal, complete check valve, gaskets for filling cap & trash port (if app).

NEW Rejuvenation Kits

Model	S/code		
B3XR-A/ST AA6A & AAC0	Nitrile seals	GREJK-B3XR-STENG (R522)	\$356
	Viton seals	GREJK-B3XR-AA6A (R722)	\$567
B3XR-A/ST AAD6	Nitrile seals	(R697)	\$356
B4XR-A/ST AARN	Nitrile seals	(R806)	\$480

Wet End Kits

Model	S/code	Suits	CAT no.	List price
B3XR-A/ST Honda	GB3XR-A/ST/Q	1" keyed shaft, Honda GX390	AA6A	\$1,977
B3XR-A/ST	GB3XR-A/Q AAD6	1" tapered shaft	AAD6	\$1,977
B3XR-A/ST Yanmar	GB3XR-A/ST QD	1" keyed shaft, Yanmar diesel L100	AAC0	\$1,977
B4KQ-A/ST	GB4KQ-A/ST QD	1" keyed shaft, Yanmar diesel L100	AATT	\$2,060
B4XR-A/ST diesel	GB4XR-A/STDKIT	1" keyed shaft, Kohler diesel KD625	AARN	\$3,864

Aussie Pumps



SMART PUMPS

LEAK FREE CHEMICAL TRANSFER Self Priming Advantage

- ✓ Fast to set up
- ✓ Easy to use
- ✓ Simple to service



Polyester, polypropylene & 316 stainless steel transfer pumps that suit corrosive liquids.

- ✓ 2" & 3"
- ✓ High pressure & high flow
- ✓ Electric, hydraulic & engine drive
- ✓ Great value

3. SMART PUMPS ... for chemical transfer

3.1 Engine drive p44-45 3.2 Electric drive (including 12v & 24v) p46-47



3.3 Hydraulic drive p48 3.4 Pedestal pumps p49



Service kits,
Wet End Kits
& accessories p50



Click or scan QR
code for a Smart
Guide to Smart
Pump selection

AUSSIE SEAMASTER 2" x 2" Aussie Poly Pumps

Suitable for:

- salt water pumping
- marine salvage
- fire fighting
- high volume transfer
- diesel fuel transfer

Aussie Pumps
5 YEAR
pump end
warranty

NEW
STAINLESS
STEEL FRAME

SEE PAGE 45

Designed for a life at sea ...
as used by the Royal Australian Navy

Also

PERFORMANCES CURVES	... Page 51
MATERIAL SELECTION GUIDE	... Page 52
PUMP SELECTION GUIDE	... Page 65
TROUBLESHOOTING GUIDE	... Page 66

3.1 ENGINE DRIVE SMART PUMPS FOR FUEL & CHEMICAL TRANSFER

Honda petrol (three year engine warranty) or Yanmar diesel engine drive options (two year engine warranty)



POLYESTER (RSE)

- Strong, 30% glass filled polyester
- Corrosion & chemically resistant
- Buna, EPDM or Viton elastomers
- 2" & 3" port options (BSP threads)
- 2 impeller options (high flow & high head)
- Suction lift is 7.6 metres.
- FREE delivery elbow with BSP female port on 2" version
- UV protection & low thermal conductivity
- Not recommended for strong alkalis

Applications:

- Liquid fertilizer (MAP, SOP, SOA etc)
- Ag chemical transfer
- Diesel fuel transfer
- Salt water pumping
- Marine salvage
- Marine fire fighting
- High volume water transfer
- Stock feed



POLYPROPYLENE (RSPRY2)

- Strong, polypropylene construction suits super aggressive liquids like ionised water, acids and AdBlue®
- Corrosion & chemically resistant
- 2" x 2" ports (BSP threads)
- Halar siliconised graphite mech seal
- Viton elastomers
- Lightweight & portable with integrated handle
- High flow 975 impeller
- Not recommended for long periods of exposure to harsh sunlight

Applications:

- AdBlue® or equivalent diesel fuel exhaust clarifier
- Acids including isopropyl (alcohol), arsenic acid, hydrochloric acid, sulphuric acid & iodine (in alcohol) (for more details consult FREE chemical compatibility chart.)



STAINLESS STEEL (RISP2)

(Polypropylene internals)

- 316 stainless steel casing
- Polypropylene (ISP2V) volute & impeller
- Certified by US NSF for transferring potable water (NSF/ANSI 61 & 372)
- 2" BSP port external threads, 1 1/2" BSP internal threads .. SMART DESIGN!
- Silicon carbide mech seal
- Viton elastomers
- 683 impeller - 5 vane poly carbon SMART!
- Not recommended of ammonium and other nitrous chemicals

Applications:

- Potable water transfer
- Agricultural chemical transfer
- Diesel fuel transfer
- Brine or salt water pumping
- Marine salvage
- Marine fire fighting
- Aquaculture



Model	Length (mm)	Width (mm)	Height (mm)	Carton Size (mm)	Weight (kg)
RSE2 Honda skids	490	395	370	560 x 400 x 400	22
RSE3 Honda skids	553	395	370		23
RSE2/RSE3 Honda e/start (with frame)	550	520	460	550 x 460 x 520	28
RSE2/RSE3 Yanmar (with frame)	550	520	460	550 x 460 x 520	40
RSPRY2 Honda recoil start	490	370	390	560 x 400 x 400	22
RSPRY2 Honda Electric start	550	520	460	550 x 520 x 460	30
RSPRY2 Yanmar	550	520	460	550 x 520 x 460	40
RISP2 Honda e/start (with frame)	550	520	460	550 x 460 x 520	28
RISP2 Yanmar (with frame)	550	520	460	550 x 460 x 520	40



3" Polyester Smart Pump (RSE3)

POWERED by HONDA



Smart Guide to Smart Pump selection

SEAL COMPATIBILITY

(Recommendation only - check Aussie Chemical Compatibility Chart for specifics)

- BUNA N** Fresh & salt water, oil based liquids including diesel fuel, hydraulic fluids & alcohols
- EPDM** Water (hot & cold) & most ag. chemical liquids
- Viton** Water, mineral acids, salt solutions, most chemicals including acids

For chemical compatibility check 'Aussie Chemical Compatibility Chart'

Electric start *

Electric start models fitted with colour coded battery leads, mounting tray, securing rods & plate.

Battery supplied separately ... see page 25 for details

HONDA PETROL - 3 year engine warranty

POWERED by
HONDA

Construction	Model	Port sizes	Seals	Engine	Frame style	Max flow	Total head	s/code	List price	
Polyester	RSE 2" high head (706 impeller)	2" x 2"	EPDM	6.5HP GX200 recoil start	Skids & handles	720 lpm	37m (52 psi)	RSE2BUL/GX200	\$1,577	
			BUNA N	6.5HP GX200 recoil start				RSE2BUB/GX200	\$1,577	
			VITON	6.5HP GX200 recoil start	Full frame			RSE2BUV/GX200	\$1,599	
			VITON	6.5HP GX200 electric start*				RSE2BUV/GX200E	\$2,355	
	RSE 2" high flow (975 impeller)	2" x 2"	EPDM	6.5HP GX200 recoil start	Skids & handles	835 lpm	25m (35 psi)	RSE2BRL/GX200	\$1,435	
			BUNA N	6.5HP GX200 recoil start				RSE2BRB/GX200	\$1,577	
			VITON	6.5HP GX200 recoil start	Full frame			RSE2BRV/GX200	\$1,599	
			VITON	6.5HP GX200 electric start*				RSE2BRV/GX200E	\$2,355	
	RSE 3" high head (706 impeller)	3" x 3"	VITON	6.5HP GX200 recoil start	Skids & handles	870 lpm	37m (52 psi)	RSE3BXV/GX200	\$2,321	
			VITON	6.5HP GX200 electric start*	Full frame			RSE3BXV/GX200E	\$2,893	
	RSE 3" high flow (975 impeller)	3" x 3"	VITON	6.5HP GX200 recoil start	Skids & handles	1010 lpm	25m (35 psi)	RSE3BSV/GX200	\$2,321	
			VITON	6.5HP GX200 electric start*	Full frame			RSE3BSV/GX200E	\$2,893	
Polypropylene	RSPRY2 (975 impeller)	2" x 2"	VITON	6.5HP GX200 recoil start	Skids & handles	835 lpm	25m (35 psi)	RSPRY2BRV/GX200	\$2,716	
			VITON	6.5HP GX200 electric start*	Full frame			RSPRY2BRV/GX200E	\$3,289	
Stainless steel	RISP2 (683 impeller)	2"& 1½"	VITON	6.5HP GX200 recoil start	Skids & handles	660 lpm	23m (32 psi)	RISP2BGV/GX200	\$2,777	
			VITON	6.5HP GX200 electric start*	Full frame			RISP2BGV/GX200E	\$3,351	

Performance figures to be taken as a guide only, for curves see page 51.
Note: 3" high flow GX200 pump not recommended for dense liquids.

YANMAR DIESELS - 2 year engine warranty

YANMAR

Construction	Model	Port sizes	Seals	Engine	Frame style	Max flow	Total head	s/code	List price
Polyester	RSE 2" high head (706 impeller)	2" x 2"	VITON	4.8HP L48 recoil start	Full frame	720 lpm	37m (52 psi)	RSE2BUV/L48	\$5,127
			VITON	4.8HP L48 electric start*				RSE2BUV/L48E	\$5,649
	RSE 2" high flow (975 impeller)		VITON	4.8HP L48 recoil start		835 lpm	25m (35 psi)	RSE2BRV/L48	\$5,127
			VITON	4.8HP L48 electric start*				RSE2BRV/L48E	\$5,649
	RSE 3" high head (706 impeller)	3" x 3"	VITON	4.8HP L48 recoil start		870 lpm	37m (52 psi)	RSE3BXV/L48	\$5,794
			VITON	4.8HP L48 electric start*				RSE3BXV/L48E	\$6,499
	RSE 3" high flow (975 impeller)		VITON	4.8HP L48 recoil start		1010 lpm	25m (35 psi)	RSE3BSV/L48	\$5,794
			VITON	4.8HP L48 electric start*				RSE3BSV/L48E	\$6,499
Polypropylene	RSPRY2 (975 impeller)	2" x 2"	VITON	4.8HP L48 recoil start		835 lpm	25m (35 psi)	RSPRY2BRV/L48	\$6,214
			VITON	4.8HP L48 electric start*				RSPRY2BRV/L48E	\$6,741
Stainless steel	RISP2 (683 impeller)	2"& 1½"	VITON	4.8HP L48 recoil start		660 lpm	23m (32 psi)	RISP2BGV/L48	\$6,256
			VITON	4.8HP L48 electric start*				RISP2BGV/L48E	\$6,915

AUSSIE SEAMASTER

AS USED BY NAVIES WORLDWIDE DESIGNED FOR A LIFE AT SEA

2" or 3" poly pump with a 706 impeller and Buna N seals for salt water & diesel compatibility.

Driven by a Yanmar 4.8HP diesel engine (with electric start option) and

fitted in a full galvanized or stainless steel roll frame for protection and portability.

Applications include marine salvage & fire fighting.

Port size (in/out)	Model	S/code	Engine	Max flow/ Total Head	List price
2"x 2"	RSE2	RSE2BUB/L48	YANMAR recoil	720 lpm / 37m (52 psi)	\$4,944
		RSE2BUB/L48E	YANMAR e/start*		\$5,470
3"x 3"	RSE3	RSE3BXB/L48	YANMAR recoil	870 lpm / 37m (52 psi)	\$5,615
		RSE3BXB/L48E	YANMAR e/start*		\$5,765
Envelop cover	D241021	Cuts corrosion, protects assets & reduces maintenance			\$3,684
RSE2BUB/L48	NATO NSN codes		Stainless steel frame Gal frame	4320-66-145-1151 4320-66-157-3895	



Envelop covers available ...
Cuts corrosion, protects assets & reduces maintenance NAVSEA APPROVED

Model	Length (mm)	Width (mm)	Height (mm)	Carton Size (mm)	Weight (kg)
RSE2/RSE3 L48 (with frame)	595	448	505	550 x 460 x 530	60

3.2 ELECTRIC AUSSIE SMART PUMPS

- **Protek Motor Protection** fitted as standard to all electric motor applications (see below)
- **IP56 rated, 2 pole** high speed electric motor with 316 stainless steel shaft (2,900 rpm)
- **Single or three phase** motor options (1 year Melegari motor warranty)
- **Three pump material configurations**



FREE DELIVERY ELBOW (2" version only)



Versatile VITON ... the universal seal



Versatile VITON ... the universal seal

POLYESTER (RSE)

- Strong, 30% glass filled **polyester** construction
- **Buna, EPDM or Viton** elastomers
- Lightweight & portable
- **2" & 3" port options** (BSP threads)
- 2 impeller options (high flow or high pressure)
- Gal steel base plate standard

Note: no power cable or plug supplied on three phase models

Applications:

- Liquid fertilizer (MAP, SOP, SOA etc)
- Ag chemical transfer
- Diesel fuel transfer
- Brine or salt water pumping
- High volume water transfer
- Aquaculture

POLYPROPYLENE (RSPRY2)

- **Strong, polypropylene** construction suits super aggressive liquids like ionised water, acids and **AdBlue®**
- 2" x 2" ports (BSP threads)
- **Halar siliconised graphite** mech seal
- **Viton** elastomers
- Lightweight & portable
- Gal steel base plate standard
- High flow 975 impeller

Note: no power cable or plug supplied on three phase models

Applications:

- **AdBlue®** or equivalent diesel fuel exhaust clarifier
- Acids including isopropyl (alcohol), arsenic acid, hydrochloric acid, sulphuric acid & iodine (in alcohol) (for more details consult FREE chemical compatibility chart.)

STAINLESS STEEL (RISP2)

(Polypropylene internals)

- **Corrosion resistant 316 stainless steel** casing with belly band for easy opening
- **Polypropylene (ISP2V) volute & impeller**
- **Certified by US NSF for transferring potable water (NSF/ANSI 61 & 372)**
- 2" BSP port external threads, 1 1/2" BSP internal threads .. **SMART DESIGN!**
- **Silicon carbide** mech seal
- **Viton** elastomers
- Gal steel base plate standard
- **683 impeller** - 5 vane poly carbon **SMART**

Note: no power cable or plug supplied on three phase models

Applications:

- Agricultural chemical transfer
- Diesel fuel transfer
- Brine or salt water pumping
- Marine salvage
- Marine fire fighting
- High volume water transfer
- Aquaculture

Protek Engine/Motor Protection

Fitted standard on all Aussie electric drive Smart Pumps

Maximum engine protection system from catastrophic seal failure. Featuring adapter to separate pump from engine, large cavity to handle even major seal failures and oversized slinger to prevent liquid contacting engine. Fitted as standard on all electric drive poly pumps and is an option on engine drive pumps.


Specify Aussie Protek Engine/Motor Protection ... the ultimate (S/code R58.0015 \$356)



Protek system, fits between motor or engine & pump.

Large cavity to protect engine or motor against any possible seal failure.

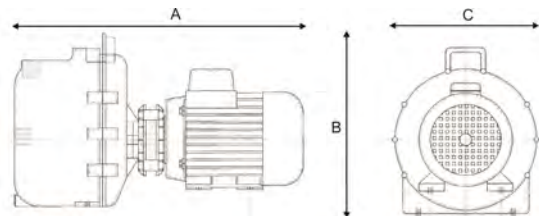
Oversize weep hole directs liquid down & away from operator.





ELECTRIC DRIVE (single & three phase)

Construction	Port sizes	Model	Motor	Seals	Max flow	Total head	s/code	List price
Polyester	2" x 2"	RSE 2" high head (706 impeller)	2.2kW, single phase	EPDM	580 lpm	22.5m	RSE2BUL/2.2/240	\$2,609
				Buna N	580 lpm	22.5m	RSE2BUB/2.2/240	\$2,609
				Viton	580 lpm	22.5m	RSE2BUV/2.2/240	\$2,777
		4kW, three phase	4kW, three phase	EPDM	580 lpm	22.5m	RSE2BUL/4/415	\$2,792
				Buna N	580 lpm	22.5m	RSE2BUB/4/415	\$2,792
				Viton	580 lpm	22.5m	RSE2BUV/4KW/415	\$2,964
	3" x 3"	RSE3 high head	4kW, three phase	EPDM	660 lpm	16m	RSE2BRL/2.2/240	\$2,609
				Buna N	660 lpm	16m	RSE2BRB/2.2/240	\$2,609
				Viton	660 lpm	16m	RSE2BRV/2.2/240	\$2,777
		RSE3 high flow	4kW, three phase	EPDM	660 lpm	16m	RSE2BRL/4/415	\$2,792
				Buna N	660 lpm	16m	RSE2BRB/4/415	\$2,792
				Viton	660 lpm	16m	RSE2BRV/4/415	\$2,964
Polypropylene	2" x 2"	RSPRY2 (975 impeller)	2.2kW, single phase	Viton	600 lpm	16m	RSPRY2BRV/2.2K	\$2,586
			4kW, three phase	Viton	600 lpm	16m	RSPRY2BRV/4/415	\$3,177
Stainless steel	2" & 1.5"	RISP2 (683 impeller)	2.2kW, single phase	Viton	660 lpm	23m	RISP2BGV/2.2KW	\$4,032
			4kW, three phase	Viton	660 lpm	23m	RISP2BGV/4KW	\$4,331



Model	A (mm)	B (mm)	C (mm)	Carton Size (mm)	Weight (kg)
RSE2, 2.2kW	560	320	280	770x460x400	28
RSE2, 4kW	600	320	280		37
RSE3, 2.2kW	623	320	280		29
RSE3, 4kW	663	320	280		38
RSPRY2 2.2kW	560	280	302		28
RSPRY2 4kW	600	280	302		37
RISP2	600	280	310		29
Gal plate pumps mounted on 700 x 360 x 30mm					

Performance figures to be taken as a guide only, for curves see page 51.
Note: 3" high flow GX200 pump not recommended for dense liquids .

SEAL COMPATIBILITY (Recommendation only - check Aussie Chemical Compatibility Chart for specifics)

BUNA N	Salt water & oil based liquids including diesel fuel
EPDM	Most ag. chem. liquids
Viton	Most chemicals including acids

For chemical compatibility check
['Aussie Chemical Compatibility Chart'](#)



RSE3 3" electric drive

3.2.1 AUSSIE LIFESAVER SMART PUMPS ... DC ELECTRIC DRIVE MARINE SMART PUMPS (12 & 24 VOLT)



Suit pilot boats

- 2" x 2" self priming marine pump
- Fresh water and saltwater compatible
- 12 & 24 volt dc heavy duty motor
- 30% glass filled polyester wet end with ss fittings
- Buna N seals .. Suit saltwater & diesel fuel



Model	Motor	60 HZ		50 HZ		S/code	List price
		Max flow (lpm)	Total Head (m)	Max flow (lpm)	Total Head (m)		
RSE2 DC	0.5HP , 12 volt	302	9.1	252	6.4	RSE2AB-DC.5C-12	\$3,556
	1HP , 12 volt	454	9.75	378	6.8	RSE2AB-DC1C-12	\$4,171
	0.5HP, 24 volt	302	9.1	252	6.4	RSE2AB-DC5C-24	\$3,556
	1HP, 24 volt	454	9.75	378	6.8	RSE2AB-DC1C-24	\$4,171



3.3 HYDRAULIC SMART PUMPS FLEXIBLE INSTALLATIONS



- Strong, 30% glass filled polyester construction
- Buna, EPDM or Viton elastomers
- Lightweight & portable
- Impeller option (high flow or high pressure)
- Integrated handle
- Parker Hannifin bi-directional hydraulic motor with bypass valve, 1 year warranty (kits page 50)



FREE DELIVERY ELBOW

2" versions only

Versatile VITON ... the universal seal

Applications:

- Liquid fertilizer (Easy N & Flexi N)
- Agricultural chemical transfer
- Diesel fuel transfer
- Brine or salt water pumping
- High volume water transfer
- Aquaculture



RSE2 2" hydraulic drive pumps installed on a fishing vessel

Port size (in/out)		Hydraulic requirement (lpm)	Hydraulic pressure required	Seal type	Max flow (lpm)	Total Head (m)	S/code	List price
2" x 2"	RSE2 high head (706 impeller)	36	1550 psi	EPDM	720	37	RSE2BUL/HYD	\$2,282
	Viton			RSE2BUV/HYD			\$2,463	
	RSE2 high flow (975 impeller)			EPDM	835	25	RSE2BRL/HYD	\$2,282
	Viton			RSE2BRV/HYD			\$2,463	
3" x 3"	RSE3 high head (706 impeller)			Viton	870	37	RSE3BXV/HYD	\$2,763
	RSE3 high flow (975 impeller)			Viton	1010	25	RSE3BSVHYD	\$2,763

HYDRAULIC MOTOR MODEL	DISPLACEMENT PER REV	MAX RATED RPM	RATED FLOW		MAX RATED PRESSURE		OUTPUT TORQUE PER 1000 PSI (69 bar)	WEIGHT (kg)	SHAFT SIDE LOAD (kg)
			PER 1000 RPM (NOMINAL)		CONTINUOUS	INTERMITTENT			
MGG20025 BB1D3	0.580 in ³ (9.5 cm ³)	5000	9.5 LPM		2000 PSI (138 bar)	2500 PSI (172.5bar)	107 kg-cm	1.5	31.7

Note: Do not exceed 36 lpm or 1550 psi hydraulic pressure, if in doubt consult a hydraulic engineer

SEAL COMPATIBILITY

(Recommendation only - check Aussie Chemical Compatibility Chart for specifics)

BUNA N Fresh & salt water, oil based liquids including diesel fuel, hydraulic fluids & alcohols

EPDM Water (hot & cold) & most ag. chemical liquids

Viton Water, mineral acids, salt solutions, most chemicals including acids

For chemical compatibility check ['Aussie Chemical Compatibility Chart'](#)



Model	Length (mm)	Height (mm)	Width (mm)	Carton size (mm)	Kgs
RSE2 hydraulic	325	320	280	560 x 400	10
RSE3 hydraulic	388	320	280	x 400	11

Smart Guide to Smart Pump selection



3.4 AUSSIE SMART PEDESTAL PUMPS ... VERSATILE DRIVE SYSTEM



POLYESTER (RSE)

- **Strong, 30% glass filled polyester** construction
- **Buna, EPDM or Viton** elastomers
- **2 impeller options** (high flow or high pressure)
- **2" & 3"** port options (BSP thread)
- Poly or cast iron pedestal

MAX RPM 3600

Applications:

- Liquid fertilizer
- Agricultural chemical transfer
- Diesel fuel transfer
- Brine or salt water pumping
- High volume water transfer
- Aquaculture

Versatile VITON...
the universal seal

POLYPROPYLENE (RSPRY2)

- **Strong, polypropylene** construction suits super aggressive liquids like ionised water, acids and **AdBlue®**
- **2" x 2"** ports (BSP thread)
- **Halar siliconised graphite** mech seal
- **Viton** elastomers
- High flow 975 impeller

MAX RPM 3600

Applications:

- **AdBlue®** or equivalent diesel fuel exhaust clarifier
- Acids including isopropyl (alcohol), arsenic acid, hydrochloric acid, sulphuric acid & iodine (in alcohol) (for more details consult FREE chemical compatibility chart.)



RSE3 3" hydraulic drive pumps in production

Model (cast iron ped)	Length (mm)	Height (mm)	Width (mm)	Carton size (mm)	Kgs
RS2	374	320	280		12
RS3	425	320	280	560 x 400 x 400	13
RSPRY2	374	320	280		12

SEAL COMPATIBILITY

(Recommendation only - check Aussie Chemical Compatibility Chart for specifics)

BUNA N Fresh & salt water, oil based liquids including diesel fuel, hydraulic fluids & alcohols

EPDM Water (hot & cold) & most ag. chemical liquids

Viton Water, mineral acids, salt solutions, most chemicals including acids

For chemical compatibility check
'[Aussie Chemical Compatibility Chart](#)'

Port size (in/out)	Model	Pedestal	Impeller	Seal type	Max flow (lpm)	Total Head (m)	S/code	List price
2"x 2"	RSE2	Plastic with carbon steel shaft	RSE 2" high head (706 impeller)	EPDM	720	37	RSE2BUL/PEDPLY	\$996
				Buna N			RSE2BUB/PED PLY	\$996
				Viton			RSE2BUV/PEDPOLY	\$1,176
			RSE 2" high flow (975 impeller)	EPDM	835	25	RSE2BRL/PEDPOLY	\$996
				Buna N			RSE2BRB/PEDPOLY	\$996
				Viton			RSE2BRV/PEDPOLY	\$1,176
		Cast iron with ss shaft	RSE 2" high head (706 impeller)	EPDM	720	37	RSE2BUL/PEDCI	\$1,386
				Buna N			RSE2BUB/PEDCI	\$1,386
				Viton			RSE2BUV/PEDCI	\$1,566
			RSE 2" high flow (975 impeller)	EPDM	835	25	RSE2BRL/PED CI	\$1,386
				Buna N			RSE2BRB/PED CI	\$1,386
				Viton			RSE2BRV/PEDCI	\$1,566
3"x 3"	RSE3	Plastic with carbon steel shaft	RSE 3" high head (706 impeller)	Viton	870	37	RSE3BXV/PEDPOLY	\$1,402
		Cast iron with ss shaft					RSE3BXV/PEDCI	\$1,801
		Plastic with carbon steel shaft	RSE 3" high flow (975 impeller)	Viton	1010	25	RSE3BSV/PEDPOLY	\$1,402
		Cast iron with ss shaft					RSE3BSV/PEDCI	\$1,801
2"x 2"	RSPRY2	Cast iron with ss shaft	High flow (975 impeller)	Viton	835	25	RSPRY2BRV/PEDCI	\$2,156



3.5 WET END KITS, SEAL KITS & OPTIONS EASY REPLACEMENTS LOW COST!

POLYESTER (RSE) BLACK



Poly Wet End Kits Suit ¾" keyed shaft engines

Seal type		High Head (706)		High Flow (975)	
		S/code	List price	S/code	List price
2" x 2"	EPDM	RSE2BUL	\$574	RSE2BRL	\$574
	Buna N	RSE2BUB	\$574	RSE2BRB	\$574
	Viton	RSE2BUV	\$741	RSE2BRV	\$741
3" x 3"	EPDM	RSE3BXL	\$818	RSE3BSL	\$818
	Buna N	RSE3BXB	\$818	RSE3BSB	\$818
	Viton	RSE3BXV	\$999	RSE3BSV	\$999

Weight & Dimensions for freight ...
10kgs, 370mm x 370mm x 280mm

Rejuvenation/Conversion kits ...
suit RSE polyester &
RSPRY2 polypropylene pumps



	Mech Seal		Service kit		Conversion kit	
	S/code	List	S/code	List	S/code	List
Buna N	R58.0714.11	\$90	R58.0014AU	\$75	R58.0014	\$205
EPDM	R58.0714.12	\$90	R58.0005AU	\$75	R58.0005	\$205
Viton	R58.0714.14	\$222	R58.0017AU	\$177	R58.0017	\$558

Fastener kit RFASTENERKIT \$50

Conversion Kit all o-rings, mech seal & check valve

Service kit all o-rings, impeller screw & key, volute screws & shims

RTE series

1" keyed shaft
NB NPT thread

Service kit

(includes Mech seal, impeller
screw & o-rings)

Wet end kit

	S/code	List	S/code	List
EPDM	R58.TEP.REP.KIT	\$406	RTE3TEP-AU	\$1,125

POLYPROPYLENE (RSPRY2) GREY

Polypropylene Wet End Kits
Suit ¾" keyed shaft engines

Seal type	S/code	List price
Viton 2" x 2"	RSPRY2BRV	\$869

Rejuvenation/Conversion kits ...

suit RSE polyester & RSPRY2 polypropylene pumps

	Mech Seal		Service kit		Conversion kit	
	S/code	List price	S/code	List price	S/code	List price
Viton	R58.0714.14	\$222	R58.0017AU	\$177	R58.0017	\$558

Conversion Kit all o-rings, mech seal & check valve

Service kit all o-rings, impeller screw & key, volute screws & shims

STAINLESS STEEL (RISP2)

(Polypropylene internals)

Stainless Steel Wet End Kits
Suit ¾" keyed shaft engines

Internals	Seal type	S/code	List price
Polypropylene	Viton 2" x 2"	RISP2BGV	\$1,262

Service kits & parts ...

	Mech Seal		Conversion kit (Viton)	
	S/code	List price	S/code	List price
Viton	R58.0714.14	\$222	R58.0100	\$879

Conversion kit Check valve, mech seal and all o-rings required to service the pump

Accessories & Options ...

Including Aussie Protek engine/motor protection	S/code	List price
2" delivery elbow (polyester)	R58.1367.40	\$29
3" delivery elbow (polyester)	R58.1368.40	\$56
Stainless steel roll frame	QFRAME148-SS	\$461
Stainless steel base plate	QBASE148-SS	\$267
2.2kw 240v electric motor with Honda flange	A140060M008	\$1,736
4kw 415v electric motor with Honda flange	A140060T023	\$1,736
Protek system	R58.0015	\$385
Plastic ped kit, carbon steel shaft	R58.0001	\$262
Cast iron ped kit, ss shaft	RKIT097	\$1,161
Hydraulic drive ped kit (Parker Hannafin)	R58.0047HYC	\$1,735



2" delivery elbow



Hydraulic ped kit



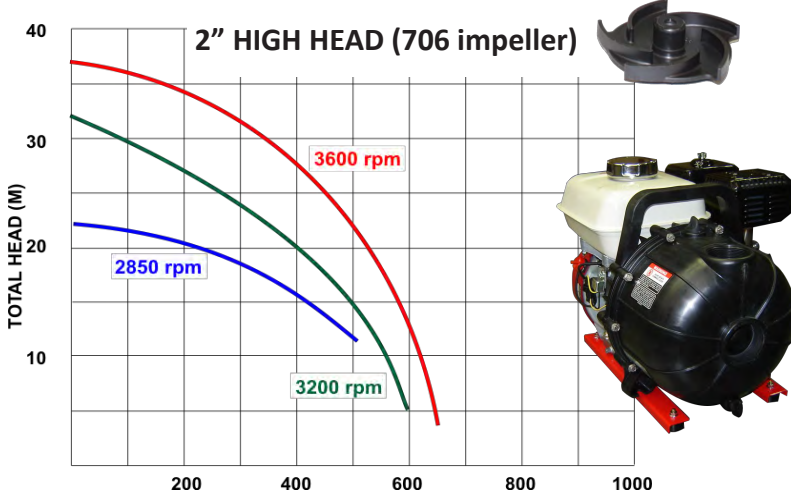
AUSSIE SMART PERFORMANCE CURVES ... GREAT EFFICIENCIES

GOLDEN RULE

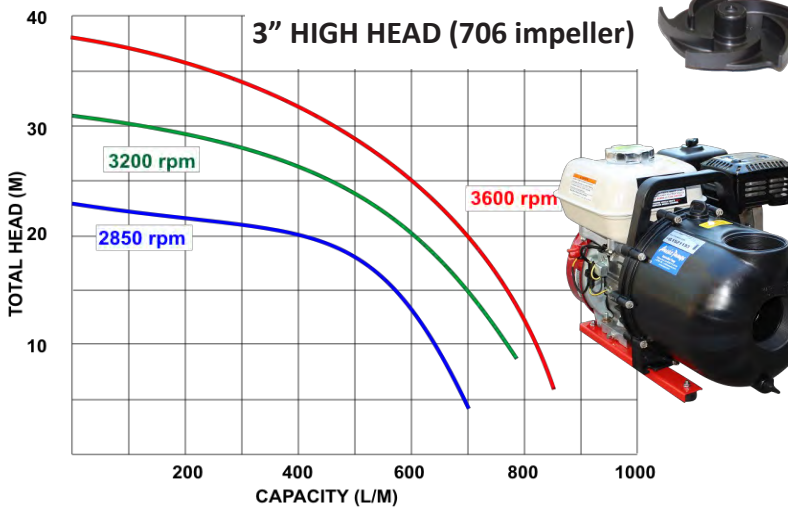
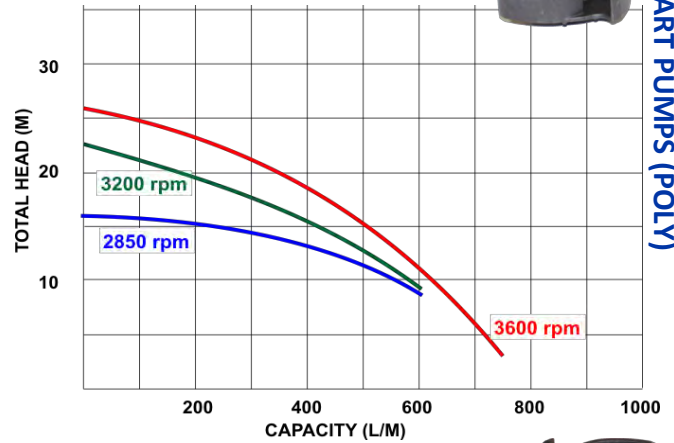
Operate pump at the best efficiency point ... 85% of max pump head

AUSSIE SMART PUMPS (POLY)

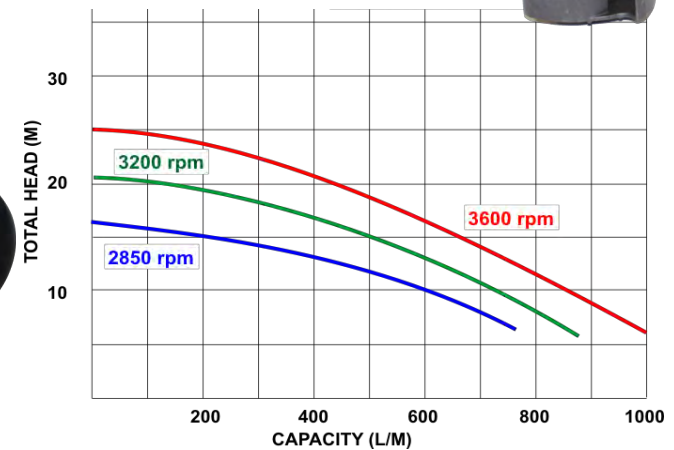
POLYESTER (RSE)



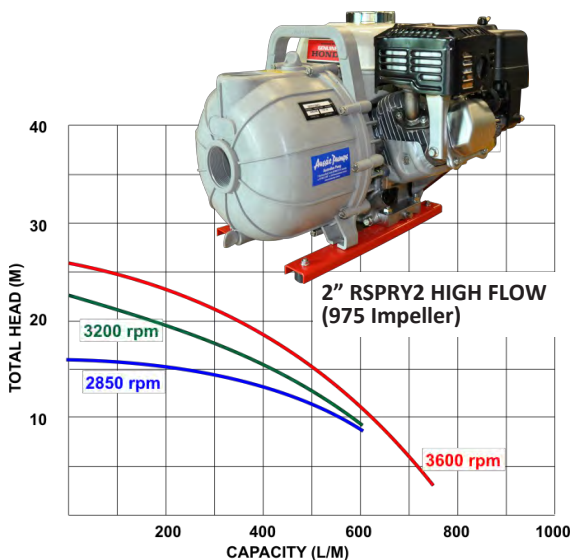
2" HIGH FLOW (975 impeller)



3" HIGH FLOW (975 impeller)

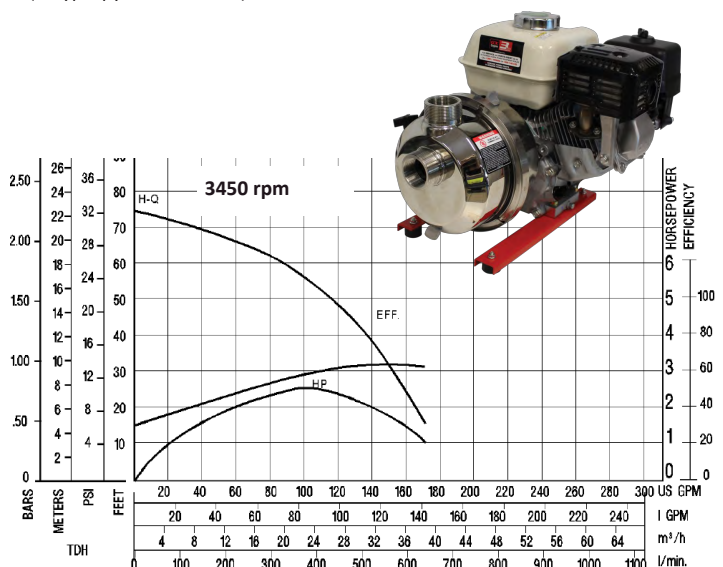


POLYPROPYLENE (RSPRY2)



STAINLESS STEEL (RISP2)

(Polypropylene internals)



PUMP SMART 9 ISSUE 1



SEAL MATERIAL SELECTION INFORMATION

Buna-N, EPDM, and Viton are similar types of seal materials, but each has distinct characteristics that set them apart.

Buna-N:

Buna, also referred to as nitrile or Buna-N, is a synthetic NBR rubber made from acrylonitrile (ACN) and butadiene.

Buna-N is great for oils and fuel but falls short when it comes to stronger chemicals. Buna-N does very well in cold environments but extended exposure to sunlight can weaken the seals.

Our Buna-N seals are graded 'general purpose'.

Selecting the appropriate elastomer or polymer material is crucial. It can directly impact the quality, durability, and performance of your pump.

EPDM:

EPDM (*Ethylene-propylene diene monomer*) is a synthetic rubber made from ethylene, propylene, and a diene comonomer.

EPDM is a good medium able to most chemicals and fertiliser mixes, but it does not do well with fuels and oils.

It has great resistance to hot and cold temperatures and weather resistance.

Our EPDM seals are graded 'general purpose'.

Here we provide some insight on each seal material and their applications.

Viton:

Viton is a synthetic rubber fluoropolymer elastomer made from hexafluoropropylene (HFP) and vinylidene fluoride (VF₂).

We refer to Viton as the universal seal, it offers the best fluid resistance of any commercial rubber, larger operating temperature range, better resistance to degradation from exposure to weather and ozone than Buna or EPDM seals.

Our Viton seals are graded type-A.

Can handle most:

- Water- fresh, brackish, salt, etc
- Oil, fuel, and other petroleum-based fluids.
- Alcohols
- Hydraulic fluids
- Some weak to mild alkalis and some acids

Not recommended:

- Harsh chemicals.
- Strong acids and alkalis.
- Extended exposure to Ketones and brake fluids.
- Organic compounds (acetone, ethanol)

Can handle most:

- Water – fresh, brackish, salt, etc
- Hot water, steam
- Detergents, cleaning agents
- Fertiliser solutions
- Mild acid and alkaline solutions

Not recommended:

- Petroleum based oils
- Mineral oils
- Strong acids and alkalis

Can handle most:

- Water – fresh, brackish, salt, etc
- Mineral acids
- Alcohols
- Chlorinated hydrocarbons
- Crude and petroleum-based fluids.
- Some strong acids and alkalis

Not recommended:

- Steam or hot water
- Ketones
- Amines, esters and hot hydrofluoric acids

PUMP MATERIAL SELECTION

Polyester FRP:

Glass Fibre Reinforced Polyester is a composite consisting of gelcoat, polyester resin, and glass fibres.

The use of fibre mechanically enhances the strength and elasticity of the polyester, creating a matrix that has a **higher strength to weight ratio that most metals.**

Polypropylene FRP:

Glass Fibre Reinforced Polypropylene is a composite consisting of gelcoat, polypropylene resin, and glass fibres.

The use of fibre mechanically enhances the strength and elasticity of the polypropylene, creating a matrix that has a **higher strength to weight ratio that most metals.**

Stainless Steel (316):

316 Stainless steel is a marine grade iron alloy, consisting of iron mixed with chromium and other alloying elements such as molybdenum, carbon, nickel and nitrogen, depending on its specific use.

The addition of these elements gives the steel corrosion and rust resistance.

Can handle most:

- Water – fresh, brackish, salt, etc
- Liquid Fertilisers (MAP, SOP, SOA, etc)
- Acids, alkalis, solvents
- Organic solvents
- Crude based oils and fuels

Not recommended:

- Strong alkalis
- Ammonia
- Calcium hydroxide
- Washing soda, soda ash

Can handle most:

- Water – fresh, brackish, salt, etc
- Strong acids, bases, solvents
- Diesel exhaust fluids (AdBlue)
- Liquid Fertilisers (MAP, SOP, SOA, etc)
- Alcohols
- Fairly strong acids or alkalis
- Simple hydrocarbons

Not recommended:

- Long periods of exposure to harsh sunlight.
- Oxidizing agents (Hydrogen Peroxide)
- chlorinated solvents

Can handle most:

- Water – fresh, brackish, salt, etc
- Liquid Fertilisers (MAP, SOP, SOA, etc)
- Ammonium and other nitrous chemicals.
- Weak to mild acids and alkalis
- Petroleum and crude based oils and fuels.
- Avgas

Not recommended:

- Strong alkalis
- Chloride solutions
- Hydrochloric and sulphuric acids

HYDROSTATIC TESTERS

For verifying pipeline integrity & pressure testing pumps, valves or boilers

- ✓ Pressures to 500 bar
- ✓ Flows to 125 litres per minute
- ✓ Integrated control system



4.1 HIGH FLOW HYDROSTATIC TESTERS 20-50 BAR



This **award winning** range of hydrostatic testers use reliable Udor diaphragm pumps driven by petrol or diesel engines.

Recognised for their innovation and design, these hydrostatic testers deliver high flows for filling pipes fast.

- High flow pumps to 125 litres per minute, pressures to 4,000 kPa
- Reliable Udor pumps standard
- Simple diaphragm design pump
- In line strainer standard
- Double pressure gauge and lock off valve system
- Integrated control system
- Gear box drive, enclosed
- Heavy duty trolley with four big flat free tyres

Applications:

- Leak detection in water pipelines
- Hydrostatic testing of boilers
- Hydrostatic testing of pressure vessels
- Oil or gas pipeline testing
- Hydrostatic testing of pumps, valves or fire mains

* electric start option available

HONDA PETROL ... 3 YEAR ENGINE WARRANTY

Model	S/code	Max Pump Pressure (psi)	Max Flow (lpm)	Engine	Pump (rpm)	Boxed Dimensions (LxWxH) mm	Weight (kg)	
Kappa 43 HTP*	SKAPPA43/HTP200	580 (40 bar) 4,000 kPa	44	HONDA 6.5HP recoil start	550	1100x800x900	50	\$6,710
Delta 75 HTP*	SDELTA75HTP390	580 (40 bar) 4,000 kPa	73	HONDA 13HP recoil start	550	1100x800x950	110 [#]	\$7,971
Delta 125 HTP	SDELTA125HTP390E	435 (30 bar) 3,000 kPa	125	HONDA 13HP electric start	550	1100x800x950	120 [#]	\$11,480

Note: Pressure and flow figures are expressed as pump maximums.

Horsepower limitations may affect pressure/flow combinations.

these units are shipped on a skid, add 10kg to the weight for freight calculations.

YANMAR DIESEL ... 2 YEAR ENGINE WARRANTY

Model	S/code	Max Pump Pressure (psi)	Max Flow (lpm)	Engine	Pump (rpm)	Boxed Dimensions (LxWxH) mm	Weight (kg)	
Kappa 43 D HTP	SKAPPA43HTPL48E	580 (40 bar) 4,000 kPa	44	YANMAR 4.8HP electric start	550	1100x800x950	65 [#]	\$10,790
Delta 75 D HTP	SDELTA75L100HTP	580 (40 bar) 4,000 kPa	75	YANMAR 10HP electric start	550	1100x800x950	160 [#]	\$13,323
Delta 125 D HTP	SDELTA125HTP100	435 (30 bar) 3,000 kPa	125	YANMAR 10HP electric start	550	1100x800x950	170 [#]	\$13,962

Aussie Mine Boss option

includes following extras

- 38mm super robust ss frame
- Balanced lifting bar
- Emergency stop
- Lockable battery isolation
- Dry cell battery
- Integrated fire extinguisher

these units are usually shipped on a skid, dimensions & weight include skid

Wash down kit ...

Turbo 400 gun with 30m of

10mm single wire braid hose SHOESKIT1 **\$1,308**



More hose options page 61

Model	S/code	Max Pump Pressure (psi)	Max Flow (lpm)	Engine	Pump (rpm)	Boxed Dimensions (LxWxH) mm	Weight (kg)	
Kappa 43 D HTP	SKAP43HTPL48EMS	580 (40 bar) 4,000 kPa	44	YANMAR 4.8HP electric start	550	1100x800x950	75 [#]	\$10,420
Delta 75 D HTP	SDELTA75L100HTM	580 (40 bar) 4,000 kPa	75	YANMAR 10HP electric start	550	1100x800x950	175 [#]	\$15,700
Delta 125 D HTP	SDELTA125L100HTM	435 (30 bar) 3,000 kPa	125	YANMAR 10HP electric start	550	1100x800x950	185 [#]	\$16,361

4.2 HIGH PRESSURE HYDROSTATIC TESTERS 100-500 BAR



Super high pressure hydrostatic testers driven by electric motors, petrol & diesel engines. The testers come in a sturdy, stainless steel, ergonomic frame with four wheels for manoeuvrability.

- Super high pressures to 500 bar (7,300 psi)
- Big flows to 20 lpm
- Simple piston pump design
- Double pressure gauge with lock of valve
- Integrated control valve
- Slow speed Bertolini heavy duty triplex pumps
- Stainless steel frame trolley with four big flat free tyres (pneumatic on larger diesel units)
- Leak detection in water pipelines
- Hydrostatic testing of boilers
- Hydrostatic testing of pressure vessels
- Oil or gas pipeline testing
- Hydrostatic testing of pumps, valves or fire mains



BERTOLINI
pumps

4 year warranty

Applications:

KPA = bar x 100

ELECTRIC DRIVE

Model	Stock code	Pump Pressure	Pump model	Flow rate (lpm)	Motor	Box Size (LxWxH) mm	Weight (kg)	List price
Monsoon 140	ABMONSS140/HTP	2,000 psi (140 bar)	WBL917	9 lpm	240v 2.2kW 4 pole	680x580x550	52	\$5,472
Monsoon 200	ABMONSS200/HTP	3,000 psi (200 bar)	TTL1520	15 lpm	415v 5.5kW 4 pole	700x580x550	70	\$6,566
Monsoon 300	ABMONSS300/HTP	3,000 psi (200 bar)	TTL2120	21 lpm	415v 7.5kW 4 pole	1100x800x750	90	\$7,228
Monsoon 400 Maxi A	ABMONSS400M-A/HTP	4,000 psi (275 bar)	TTL2028	20 lpm	415v 11kW 4 pole	1100x800x750	120	\$11,798
Hurricane A	ABHURRICANEHTP	5,000 psi (350 bar)	KTL1635	16 lpm	415v 12.5kW 4 pole	1100x800x750	145	\$12,177

Aussie Mine Boss option

Monsoon 400 Maxi A MS	ABMONSS400MMS/HTP	4,000 psi (275 bar)	TTL2028	20 lpm	415v 11kW 4 pole	1100x800x750	120	\$13,679
Hurricane A MS	ABHURRICANESSMS/HTP	5,000 psi (350 bar)	KTL1635	16 lpm	415v 12.5kW 4 pole	1100x800x750	145	\$15,349

PETROL DRIVE

* electric start option available

Model	S/code	Pump Pressure (psi)	Pump model	Flow rate (lpm)	Engine	Pump (rpm)	Box Size (LxWxH) mm	Wt (kg)	
BB100 HTP*	ABB100KGX200HTP	2,000 (140 bar)	WBL1114	11	Honda 6.5HP GX200 recoil	1450	620x540x580	45	\$5,008
Scud 350 HTP*	ABBSS350/390HTP	3,000 (200 bar)	TTL1520	15	Honda 13HP GX390 recoil	1450	1100x800x950	110 [#]	\$7,339
Predator A HTP	ABSSPRED-A630HTP	5,000 (350 bar)	KTL1635	16	Honda GX630 e/start	1450	1100x800x1130	130	\$13,062
Raptor 18 HTP	ABSSRAP/VAN18HTP	7,300 (500 bar)	RA1850	18	Vanguard 35HP e/start	1450	1100x800x1000	135	\$22,636

[#] these units are shipped on a skid, dimensions & weight include skid.

DIESEL DRIVE

Model	S/code	Pump Pressure (psi)	Pump model	Flow rate (lpm)	Engine	Pump (rpm)	Boxed Dimensions (LxWxH) mm	Wt (kg)	
Scud 100 D HTP	ABBSS100DHTP	2,000 (140 bar)	WBL1114	11	YANMAR L48 4.8HP recoil	1450	680 x 400 x 340	70	\$7,310
Scud 350 D HTP	ABBSS350L100HTP	3,000 (200 bar)	TTL1520	15	YANMAR L100E 10HP e/start	1450	1100x800x950	160 [#]	\$12,754
Scud 400 D HTP	ABBSS400DHTP	4,000 (275 bar)	TTL1330	13	YANMAR L100E 10HP e/start	1450	1100x800x950	160 [#]	\$13,206
Predator A DHTP	ABSSPRED-A/KDEHTP	5,000 (350 bar)	KTL1635	16	KOHLER KD625 25HP e/start	1450	1250x800x1130	280	\$33,098
Raptor D HTP 16	ABRAPTOR16DHTP	7,300 (500 bar)	RA1650	16	KOHLER KD625 25HP e/start	1450	1200x1200x1500	280	\$35,568

Aussie Mine Boss option

Scud 350 D HTP	ABBSS350DHTPMS	3,000 (200 bar)	TTL1520	15	YANMAR L100E 10HP e/start	1450	1100x800x950	175 [#]	\$15,959
Predator A DHTP	ABSCPREDAKDEHTPM	5,000 (350 bar)	RA12035	21	KOHLER KD625 25HP e/start	1450	1250x800x1130	295	\$35,568
Raptor D HTP 18	ABRAP18KDEHTPMS	7,300 (500 bar)	RA1850	18	KOHLER KD625 25HP e/start	1450	1200x1200x1500	295	\$38,189

Optional Wash-Down Kits ... Gun/lance & high pressure hose kits enable use of hydrostatic tester as a blaster

Suits	Gun/lance kit	10 metres of high pressure hose
HTPs to 4,000 psi	APROGUN-900-035 \$204 APROGUN-900-045 \$204	10m 5,800 PSI (AHW06M22X2X10) \$208
5,000 psi HTPs	MPA30456000 \$294 MPA13.5050.51 \$52 C915 ____ M (nozzle) \$28	10m 5,800 PSI (AHW06M24X2X10) \$208
500 bar HTPs	MPA30473000 + nozzle \$856 \$168	10m 500 bar (A3641443109) \$802



Aussie Pumps

AUSSIE HOT & COLD HIGH PRESSURE WASHERS

A selection of Aussie's commercial & industrial pressure cleaners for those who value their time

- ☑ Pressures to 500 bar
- ☑ Honda petrol, Yanmar diesel & electric drive
- ☑ Matched accessories that slash cleaning times



What makes Aussie's Scud pressure cleaners so good?

1. **Powered by the world's best** petrol & diesel engines (Honda petrol & Yanmar diesel)
2. **Bertolini triplex pumps** Designed for longevity & performance (4 year warranty)
3. **Aussie Safety Protection kit ...** Protects operators & machines from pressure spike & extended bypass running
4. **Ergonomic, stainless steel frames** that are compact, easy to move & built to last
5. **Professional accessories ...** Long lasting, high quality hose and ergonomic, easy to use gun assemblies.
6. **Real prices** A fair price for a great product, no inflated margins to give away

FREE SAFE OPERATOR ONLINE COURSE
How pressure cleaners work & how to stay safe using one!





Want more?
FREE Blaster Blitz ONLY



5.1 HIGH PRESSURE COLD WATER BLASTERS

AUSSIE BLACK BOX 30kg of cleaning dynamite



- ♦ Pro blaster for the price of a domestic unit
- ♦ 3,400 EWP psi (effective working pressure) with **FREE turbo**
- ♦ Triplex pump
- ♦ Slow speed heavy duty 4 pole motor
- ♦ Pro accessories
- ♦ Compact design

Model	Black Box
S/code	FKB8.15
Pump pressure	1,800 (124 bar) psi
EWP with turbo	3,400 psi
Flow	8 lpm
Motor	240v 2.6kW
Pump speed	1450 rpm
Pump type	Triplex
Nozzle size	035
Accessories - Hose	8m R1 wire braid
Gun	AL13
Lance	Vario
Weight	30 kg
Boxed size with skid (lxwxh)	390x240x230 mm
	\$1,543

Aussie Black Box mounted on a trolley (not assembled)

S/code FKB8.15TR	\$1,935
------------------	----------------

Aussie Black Box mounted on a trolley with 15m hose reel kit (not assembled)

S/code FKB8.15TRHR	\$2,610
--------------------	----------------

AUSSIE MONSOON 140 (Single phase electric blaster)

Fast | Effective | Simple to use



- ♦ 'Big Bert' Bertolini triplex pump with 4 year warranty
- ♦ Heavy duty on-off switch with motor protection. Includes circuit breaker with thermal trip & short circuit protection in IP 65 enclosure with padlocking control.
- ♦ Heavy duty 4 pole, single phase slow speed motor with 15 amp plug
- ♦ Robust stainless steel frame with hose reel bar & anti vib mounts
- ♦ Steel wheels with flat free tyres
- ♦ Detergent injection
- ♦ Pro accessories
- ♦ Three phase options to 7,200 psi ... see [Blaster Blitz](#)

Model	Monsoon 140
S/code	ABMONSS140
Pump pressure	2,000 (140 bar) psi
EWP with turbo	3,400 psi
Flow	9 lpm
Motor	240v 2.2kW
Pump speed	1450 rpm
Pump type	WBL917
Nozzle size	035
Accessories - Hose	8m R1 wire braid
Gun	AL13
Lance	Vario
Weight	52 kg
Boxed size with skid (lxwxh)	680 x 580 x 550 mm
	\$2,963

NEW POCKET ROCKET

Aussie AB30

3,000 psi Honda blaster

4,785 psi EWP with **FREE TURBO**



- ♦ Genuine Honda ...3 year GX engine warranty
- ♦ 'Big Bert' Bertolini triplex pump with 4 year warranty
- ♦ Robust stainless steel frame with flat free tyres
- ♦ FREE Aussie safety protection kit
- ♦ FREE turbo lance
- ♦ Detergent injection (not with hose reel option)
- ♦ Pro accessories
- ♦ Hose reel version (FREE foamer included)

Model	Scud AB30
S/code	ABSS30/GX200
Pump pressure	3,000 psi(200 bar)
EWP with FREE turbo	4,785 psi
Flow	10 lpm
Engine	Honda GX200
Horsepower	6.5HP
Pump speed	3200 rpm
Pump type	Bertolini triplex
Pump Model	WBXG3025
Nozzle size	030
Accessories - Hose	8m R2 wire braid
Gun	AL13
Lance	Vario
Turbo	M4021108007
Nozzle type	-
Weight with skid	45 kg
Boxed size with skid (lxwxh)	620 x 540 x 580 mm
	\$2,499

AB30 with 15m hose reel kit & FREE foamer

S/code ABSS30/GX200HR	\$2,982
-----------------------	----------------

ESSENTIAL ACCESSORIES



SAVE TIME



SAVE MONEY



SAVE WATER

			Black Box	Monsoon 140	AB30	List price
1	Turbo lance	Increase the effective working pressure (EWP)	M4042100004	-	✓	- \$186
2	Foamer	Spray detergents, & degreasers without the chemicals going through the pump	MPA25152612 + C1500.06	✓	✓	✓ \$163 +\$13
3	Tele-wand	Ideal for reaching eaves & windows, fibreglass	AGPDLTG18 + C915-__Q	✓	✓	✓ \$458 +\$25





5.1 HIGH PRESSURE COLD WATER BLASTERS

AUSSIE AB40-GT

4,000 psi Premium Honda
6,485 psi EWP with optional turbo




- ◆ 13HP Honda 3 year Honda GX engine warranty
- ◆ 'Big Bert' Bertolini triplex pump with 4 year warranty
- ◆ Roust stainless steel frame with flat free tyres
- ◆ FREE Aussie safety protection kit
- ◆ Optional turbo lance
- ◆ Detergent injection (not with hose reel option)
- ◆ Pro accessories

Model	AB40-GT
S/code	ABSS40-GT/GX390
Pump pressure	4,000 psi (275 bar)
EWP with turbo	6,485 psi
Flow	13 lpm
Engine	Honda GX390
Horsepower	13HP
Pump speed	3200 rpm
Pump type	Bertolini Triplex
Pump Model	TMG4035
Nozzle size	030
Accessories - Hose	10m R2 wire braid
Gun	AL55
Lance	Dual
Nozzle type	2 x Laser Cut
Weight with skid	75 kg
Boxed dim with skid LxWxH	1100 x 800 x 900 mm
	\$3,894
AB40 with 30m hose & reel fitted	
ABSS40-GTXG390HR	\$4,984

AUSSIE SCUD SERIES

3,000 psi & 4,000 psi ...
The contractors choice



- ◆ 13HP Honda (recoil or electric start) 3 year Honda GX engine warranty or Yanmar diesel options with 2 year warranty
- ◆ 'Big Bert' Bertolini slow speed triplex pump with 4 year warranty
- ◆ Unique Stainless Steel Scud frame & anti vib mounts, steel wheels with flat free tyres
- ◆ FREE ASP (Aussie safety protection) kit
- ◆ Detergent injection
- ◆ Gearbox drive ... longer life
- ◆ Easy fit hose reel kit option with stainless steel reel with 30m hose ... +\$1,460)

	Honda Petrol			Yanmar Diesel
Model	Scud 350	Scud 351	Scud 400	Scud 400 YDE
S/code	ABBSS350/GX390	ABBSS351/GX390	ABBSS400/GX390	ABBSS400/L100E
Pump pressure	3,000 psi (200 bar)	2,600 psi (180 bar)	4,000 psi (275 bar)	4,000 psi (275 bar)
EWP with turbo	4,785 psi	4,000 psi	6,485 psi	6,485 psi
Flow	15 lpm	21 lpm	15 lpm	13 lpm
Engine	Honda GX390	Honda GX390	Honda GX390	Yanmar L100
Horsepower	13HP	13HP	13HP	10HP
Pump speed	1450 rpm			
Pump type	Bertolini triplex			
Pump Model	TTL1520	TTL2120	TTL1330	TTL1330
Nozzle size	045	060	035	035
Accessories - Hose	10M R2 3/8" wire braid			
Gun	AL55			
Lance	700 mm dual			
Nozzle type	2 x Laser Cut nozzles			
Weight with skid	110 kg	110 kg	110 kg	160 kg
Boxed dim with skid LxWxH	1100 x 800 x 950 mm			
Recoil start	\$4,667	\$4,998	\$4,987	-
E start (E)	\$5,265	\$5,434	\$5,555	\$9,993

Scan or click for Scud Handover Video



ESSENTIAL ACCESSORIES



SAVE TIME



SAVE MONEY



SAVE WATER

			GT-40	Scud 350	Scud 351	Scud 400	List price
1	Turbo lance	Increase the effective working pressure (EWP)	CTN400-___	030	045	060	\$466
2	20" Flat surface cleaner	Clean flat surfaces fast, leaving a streak free finish	AGPDFSC20	✓	✓	✓	\$1,342
3	Tele-wand	Ideal for reaching eaves & windows, fibreglass	AGPDLTG18 + C915-___Q	✓	✓	✓	\$458 +\$25
4	Drain cleaning kit	Clear chokes fast ... Converts a blaster into a jetter	ADRAINKIT	✓		✓	\$3,589
5	Grit Blaster	Remove paint and rust fast	MTM160172	✓		✓	\$425





Want more?
FREE Blaster Blitz
ONLINE



5.2 HOT WATER & STEAM CLEANERS

for a faster, more hygienic clean

AUSSIE SIZZLER HOT WASH

Single phase | 80°C

80°C
\$5,560



- ◆ Heavy duty, high efficiency triplex pump (1 year pump warranty)
- ◆ Adjustable temperature to 80°C
- ◆ 4 pole slow speed, air cooled motor with thermal cut-out (10 amp plug fitted)
- ◆ Stainless steel cover for protection
- ◆ Double loop mild steel coil
- ◆ Low maintenance stainless steel boiler, high efficiency with low diesel consumption (3.2 kg/h at full temp)
- ◆ Cover lifts off for easy access to internals for maintenance and service.
- ◆ Steel chassis with four large wheels for manoeuvrability
- ◆ 18 litre diesel fuel tank
- ◆ Optional protective frame as shown ... +\$908

Model	Sizzler
S/code	FS-D1310P4M
Pump pressure	1,800 psi (130 bar)
EWP with turbo	3,100 psi
Flow	10 lpm
Motor	240v, 2.7kW, 4 pole
Pump type	Interpump Triplex
Nozzle size	035
Accessories - Hose	18m R2 wire braid
Gun	AL55
Lance	700mm single lance
Nozzle type	Laser cut 15°
Weight with skid	100 kg
Unit dimensions LxWxH	820 x 630 x 870 mm
	\$5,560

AUSSIE SUPER INDY 'STEAMER'

Single & 3 phase industrial steam cleaners



120°C
\$6,972

- ◆ Slow speed, 4 pole, IP56 motor (1400 rpm) for reliable long life performance.
- ◆ Heavy duty slow speed triplex pump with brass head & ceramic pistons (1 year warranty)
- ◆ Mild steel heavy duty coil with 2 year coil warranty (12 month warranty on rest of machine).
- ◆ Stainless steel coil option with 3 year coil warranty
- ◆ 18 litre diesel fuel tank
- ◆ High pressure detergent injection

Model	Super Indy Mk 3 1,800 psi	Super Indy Mk 3 3,000 psi
Pump pressure	1,500 psi (100 bar)	3,000 psi (200 bar)
EWP with turbo	2,600 psi	4,785 psi
Flow	12 lpm	16 lpm
Motor	240v, 2.2kW, 4 pole, 15 amp plug	415v, 5.5kW, 4 pole
Pump type	Interpump triplex	
Nozzle size	055	045
Accessories - Hose	8M R2 3/8" wire braid	
Gun	AL55	
Lance	700 mm single lance	
Nozzle type	Laser cut 15°	
Weight with skid	160 kg	190 kg
Boxed dim with skid LxWxH	1070 x 740 x 920 mm	
Mild steel coil	FS/INDDS1012MV3 \$6,972	FS/INDDS2016TV3 \$8,619
Stainless Steel coil	FS/INDDX1012MV3 \$7,825	FS/IND3DX2016T \$9,548



- ◆ Stainless steel cover, 250mm wheels & heavy duty steel chassis with bumper
- ◆ Flexible coupling between motor and pump for a smoother, cooler drive
- ◆ Low water cut-out warning light control, prevents damage to machine
- ◆ Low fuel sensor & warning light
- ◆ Timed Total Stop—auto shut down
- ◆ Safety thermostat to protect pump
- ◆ Micro-leak detection with warning light
- ◆ 15 amp plug fitted on single phase unit. No plug supplied on three phase unit
- ◆ Class A ... no operator certification required

ESSENTIAL ACCESSORIES



SAVE TIME



SAVE MONEY



SAVE WATER

				Sizzler	S/Indy 1,500	S/Indy 3,000	List price
1	Turbo lance	Increase the effective working pressure (EWP)	CTN255-__ __	035	055	045	\$253
2	22" Flat surface cleaner	Clean flat surfaces fast, leaving a streak free finish	AGPDFSCS22Z	✓	✓	✓	\$1,689
3	Drain cleaning kit	Clear chokes fast ... Converts a blaster into a jetter	ADRAINKIT	✓		✓	\$3,589



AG SPRAY & 'MUCK OFFS'

AUSSIE SPRAYMASTER

High flow, high pressure diaphragm spray pumps for handling ag chemicals

- ✓ Flows to 150 lpm
- ✓ 40 & 50 bar units
- ✓ Honda & Yanmar

AUSSIE MUCK OFFS


These high flow units use Italian Udor diaphragm pumps that are ideal for “wash and flush” applications like washing down muddy plant or washing livestock effluent from sheds or stock transporters.





6.1 AG SPRAY PUMPS ... WIPE OUT WEEDS

AG SPRAY



Delta 125/GX390

Versatile ... the essential farm sprayer


Compact, **Honda** engine powered, high pressure sprayer kit, up to 1 ½ metre self priming with pressures from 40 bar to 50 bar, flows from 8 litres per minute to 153 litres per minute.

Yanmar diesel drive versions also available.

- Can be run dry
- Visual oil sight gauges
- Self-priming operation
- Stainless steel check valves
- Large capacity oil bath crank cases with drain plugs for ease of maintenance

- Compatible with most fluids, including: liquid fertilizers, abrasive materials, suspension products, pesticides, de-icing materials and other hard to handle fluids.

- Max fluid temp 60° C
- One piece stainless steel diaphragm bolts
- Heavy duty Urethane diaphragms



- Spot spraying
- Sheep jetting
- High pressure transfer
- Misting
- Machinery wash down
- Contract spraying

- Horticulture
- Viticulture
- Livestock clean up

Note: Pressure and flow figures are expressed as pump maximums. Horsepower limitations may affect pressure/flow combinations.

Electric start option

Electric start models fitted with colour coded battery leads, securing rods & plate. Battery supplied separately ... see page 25 for details

Kappa 43/GX200

HONDA PETROL ... 3 year GX engine warranty

Model	s/code	Honda Engine	No of diaphr	Flow (l/m)	Pressure	Regulator	Boxed Dim (LxWxH) mm	Weight (kg)	List price
KAPPA 43	SKAPPA43/GX200 (recoil start)	6.5 HP	3	44	40 bar (580 psi)	3-way outlet, gauge, by-pass	1100x800x900	52 [#]	\$3,414
DELTA 75	SDELTA75/GX390E (electric start)	13 HP	3	75	40 bar (580 psi)	3-way outlet, gauge, by-pass	1100x800x950	84 [#]	\$5,840 *
DELTA 125	SDELTA125/GX390E (electric start)		5	125	40 bar (580 psi)		1100x800x950	94 [#]	\$7,315 *
DELTA 151	SDELTA151/GX630E (electric start)	23HP	4	153	50 bar (710 psi)	2-way outlet, gauge, by-pass	1100x800x1130	180 [#]	\$13,120 *

shipped on a skid, dimensions & weight include skid

Trolley option available

YANMAR DIESEL ... 2 year engine warranty

Model	s/code	Yanmar Engine	No of diaphr	Flow (l/m)	Pressure	Regulator	Boxed Dim (LxWxH) mm	Weight (kg)	List price
KAPPA 43	SKAPPA43/L48E (electric start)	4.8HP	3	44	40 bar (580 psi)	2-way outlet, gauge, by-pass	1100x800x950	65 [#]	\$8,056 *
DELTA 75	SDELTA75/L100E (electric start)	10HP	3	75	40 bar (580 psi)	3-way outlet, gauge, by-pass	1100x800x950	120 [#]	\$9,686 *

HYDRAULIC DRIVE - for flexible, remote installations

All Hydraulic kits include pump & hydraulic coupling , control units not included.

Model	No of diaphr	Flow (l/m)	Pressure	Recommended Control Unit	S/code	List price
DELTA 75	3	75	40 bar (580 psi)	DL3/40	SDELTA75/HYD	\$3,861
DELTA 125	5	125	40 bar (580 psi)	VRG150	SDELTA125/HYD	\$5,116
KAPPA 150	4	153	50 bar (725 psi)	VRG150	SKAPPA150/HYD	\$7,244

Suit Sauer Danfoss OMR & OMT series hydraulic motors

Pump Kits ... for engine drive applications

All kits include pump & gearbox , control units not included.



Build your own spray system Simply select your components

1. Spray unit (either hydraulic or engine drive)
2. Tank (Call for latest RapidSpray Catalogue)
3. Accessories ... hose, reels, gun etc (see page 61)



Model	No of diaphr	Flow (l/m)	Pressure	Suits engine	Recommended Control Unit	S/code	List price
KAPPA 43 ASSY	3	44	40 bar (580 psi)	GX200, 3/4" keyed Q shaft	DS3/40	SKAPPA43ASSY	\$2,454
DELTA 75 ASSY	3	73	40 bar (580 psi)	GX270, 1" keyed Q shaft	DS3/40	SDELTA75ASSY	\$4,465
DELTA 125 ASSY	5	125	40 bar (580 psi)	GX390, 1" keyed Q shaft	VRG150	SDELTA125ASSY	\$5,390
KAPPA 151ASSY	4	153	50 bar (725 psi)	GX690, 1" keyed Q shaft	VRG150	SKAPPA151ASSY	\$7,580

Ag spray accessories See page 61



6.2 AG SPRAY ACCESSORIES ... TOP VALUE PACKAGE


Guns

	Model	Pressure	Weight (kgs)	Length (mm)	S/code	List price
	Turbo 400 (Swivel)	50 bar (725psi)	0.69	400	SB26901165	\$198
	Turbine Gun (Adjustable jet)	60 bar (870psi)	1.6	600	SB7901103	\$375

Control Valves


DL Series - pump direct fit.

Model number denotes number outlets and pressure in bar


	S/code	Gauge	No of Outlets	LPM	GPM	bar	PSI	List price
	SDL2/20	✓	2	120	32	20	290	\$386
	SDL3/20	✓	3	120	32	20	290	\$386
	SDL4/20	✓	4	120	32	20	290	\$386
	SDL2/30	✓	2	120	32	30	435	\$330
	SDL2/40	✓	2	120	32	40	580	\$435
	SDL3/40	✓	3	120	32	40	580	\$435
	SDL4/40	✓	4	120	32	40	580	\$435

DS Series - pump direct fit.


Model number denotes number outlets and pressure in bar

	S/code	Gauge	No of Outlets	LPM	GPM	bar	PSI	List price
	SDS3/20	✓	3	100	27	20	290	\$426
	SDS3/40	✓	3	100	27	40	580	\$435


ZX/LA Series (HIGH PRESSURE)

	S/code	Gauge	No of Outlets	LPM	GPM	bar	PSI	List price
	SZX2/60	✓	2	120	43	60	870	\$788
	SZX4/60	✓	4	120	43	60	870	\$915
	SLA2/60	✓	2	250	66	60	870	\$1,191
	SLA4/60	✓	4	250	66	60	870	\$1,341

Gearboxes

	S/code	Description	Suits	List price
	44 26-5094-76	S4426509476	3/4" shaft (S151-3/4")	\$505
	44 25-5071.75	S4425507175	3/4" shaft (S160 3/4"GR)	\$1,031
	44 25-5082-75	SGEARREDS160VAZ	3/4" shaft (S160 3/4"VAZ)	\$1,031
	44 27-5033 A4	S5033A4	1" shaft (M164 1"VA)	\$1,242
	44 28-5034-B5	S44285034B5	1" shaft (Kappa 150) (M162-1"VA)	\$2,090

Hose, Reels & Kits


	Model	S/code	Capacity	Hose	Description	List price
	Galvanised Hose Reel with locking pin (reel only, no hose)	SHR-8/90L HOSE REEL SHR10A HOSEREEL SHR12B HOSEREEL SHR12/90	50 m 25 m 40 m 100 m	1/2" 3/4" 3/4" 3/8"	◆ Low profile ◆ 90° brass swivel with brass grease nipple	\$714 \$809 \$852 \$782
	Hose Reel with Hose & Turbo 400 Gun	SHOSEKIT1 SHOSEKIT2 SHOSEKIT3	30 m 50 m 100 m	10mm 10mm 10mm		\$1,308 \$1,811 \$2,570
	Hose Ag Chem	S2410001 S2413001 S2519001			10mm, per metre 13mm, per metre 19mm, per metre Minimum length 10 metres	\$20 \$25 \$35

Brass Regulators




S/code	LPM	GPM	bar	PSI	List Price
SVRG150	150	40	60	870	\$641
SVRG250	250	66	60	870	\$809

PTO Adaptors



S/code	Description	List price
S4201770201	PTO Kit 1 3/8" 6 spline male to suit Kappa 30, 40 R070 with mounting brackets	\$226
S42027753A6	PTO Kit 1 3/8" 6 spline male to suit Kappa 55, 65, 75, 100, 120, 125 and 15068	\$143
S7201000522	PTO Kit 1 3/8" 6 spline male/female adaptor suit Kappas, RO pumps	\$196
S4201770202	PTO Kit 1 3/8" 6 spline male adaptor to suit IOTA 17	\$291



6.3 "MUCK OFF" WASH & FLUSH SYSTEMS ... BIG PLANT WASH-DOWN



Delta 125/ L100 trolley frame

These units use Italian Udor diaphragm pumps that offer a combination of both **high volume and pressure**.

That makes them ideal for "**wash and flush**" applications like washing down muddy plant or washing livestock effluent from sheds or stock transporters.

- Top quality Udor diaphragm pump
- Self prime with auto reprime feature
- Large capacity oil bath in crankcase
- Multiple diaphragm design
- Honda petrol and Yanmar or Kohler diesel options
- Heavy duty frame with four big 13" steel wheels & flat free tyres or skid mounted

Note: Pressure and flow figures are expressed as pump maximums. Horsepower limitations may affect pressure/flow combinations.

Electric start *

Electric start models fitted with colour coded battery leads, securing rods & plate. Battery supplied separately ... see page 25 for details



HONDA PETROL ... 3 year engine warranty

Model	Engine	HP	No of diaphr.	Flow (l/min)	Pump Pressure	Regulator	S/code	
DELTA 125 MO	HONDA GX390 recoil	13	5	125	40bar (568psi)	3-way outlet, gauge, by-pass	SDELTA 125/GX390MO	\$7,584

YANMAR DIESEL ... 2 YEAR ENGINE WARRANTY

Model	Engine	HP	No of diaphr.	Flow (l/min)	Pump Pressure	Regulator	S/code	
DELTA 75 YMO	YANMAR L100 electric start	10	3	75	40bar (568psi)	3-way outlet, gauge, by-pass	SMDEL75/L100E	\$11,223*
DELTA 125 YMO	YANMAR L100 electric start	10	5	125	30bar (420psi)	3-way outlet, gauge, by-pass	SMDEL125/L100E	\$13,052*

OPTIONAL ACCESSORIES


EASY ACCESSORY SELECTION

Kit 1—30 metres of delivery hose, 3/4" single wire braid, on heavy duty galvanised reel with brackets	\$1,308
Application kit, Turbo gun 30mm x 10mm chemical hose, chemical injection valve and hose	poa



BROCHURES AVAILABLE FROM AUSSIE PUMPS

(stock codes listed below or click image to download)



QP-FSG/50



AHPCAT



ID-GMP-BROC/20



AHP-SERVICEFUN



QP-HONDA/20




Online only



Online only



Online only



API-BR-AG/50



API-BR-MINING/50



API-BR-CONST/50



API-BR-MARINE/50

ONLINE SUPPORT FROM AUSSIE PUMPS ... www.aussiepumps.com.au



Full spares information






Operators Manuals



Rejuvenation Instructions



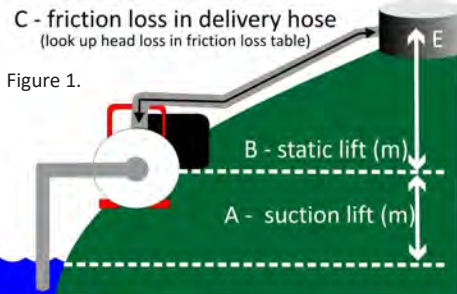
Service guides & MORE!



THE 3 BASIC RULES OF SELF PRIMING PUMPS

1. **Don't run dry**
2. **Don't pump rocks**
(ensure strainer is always fitted)
3. **Don't run with delivery line closed**
(pump dead-headed)

BASIC GUIDE TO FRICTION LOSS



The total head required of the pump is calculated by **adding** together the following

1. A - suction lift
2. B - static lift
3. C* - friction loss in delivery pipe
4. Add friction loss in suction pipe if long length used.
5. Friction loss in fittings ...
allow about 5m head for an average number of fittings

*Use required flow rate at E in figure 1, pipe diameter and type to determine head loss per 100 metres of pipe in the friction loss tables. Multiply head loss by pipe length then divide by 100 to get C, friction loss in delivery pipe. Repeat for suction hose if long hose length used.

Use Aussie pump curves to determine required pump model.

For comprehensive friction loss tables contact the pipe & fittings manufacturers. For installation with spray lines and irrigation systems contact an irrigation specialist.

SELF PRIMING PUMPS: Aussie Quik-Prime pumps are of a self priming centrifugal design. They have excellent priming characteristics and don't need foot valves in order to prime. Almost all pumps in the range prime to in excess of 7 metres.

Self priming means that the operator does not have to fill the entire suction line before start up. Simply fill the pump casing with water and start the pump. The ejection of the water from the pump body creates a vacuum which, working in conjunction with atmospheric pressure, causes water to be drawn up the suction line.

SUCTION LINE:

- The entire suction line must be air tight.
- Avoid sharp bends
- Ensure that no part of the suction line is above pump level to prevent air locks.
- Always keep suction lift to the minimum.
- Suction lines must be large enough to minimise friction loss.
- Ensure strainer is submerged at least 1m

ENGINE RPM

Engines on the Aussie QP range are rated to 3600 rpm. For continuous service slow engine revs to 3000 rpm for better engine/pump life, pump performance will drop accordingly.

GOLDEN RULE

Operate pump at the best efficiency point 85% of total pump head.

HIGH HEAD PUMPS (FIRE PUMPS, SL & SX SERIES)

Aussie Pumps recommends the installation of a non return valve in delivery line to prevent the weight of the water in the discharge line returning to the pump body when the water flow is suddenly stopped, i.e. ball valve suddenly closed.

Friction loss table ...

Refer to pipe manufacturer for other options including Green Line (Rural B).
Select pipe with an ID at least one size larger than the pump inlet & outlet

Polyethylene Pipe (Metric Blue Line)						
PN10 (PE80), PN12.5 (PE100) BASED ON as 4130						
Rqd flow rate l/m	Head loss m/100m					
	OD ... ID ...	40mm 33.8mm	50mm 42.3mm	63mm 53.3mm	75mm 63.6mm	110mm 93.3mm
6		0.26				
12		0.52	0.09			
18		0.86	0.18	0.06		
24		1.28	0.30	0.10		
30		1.76	0.44	0.15		
36		2.31	0.60	0.20		
42		2.92	0.79	0.26	0.11	
48		3.59	1.00	0.33	0.14	
54		4.33	1.23	0.41	0.18	
60		5.98	1.48	0.49	0.21	
72		7.87	2.05	0.68	0.29	
84		9.98	2.69	0.89	0.38	0.06
96		12.32	3.41	1.13	0.49	0.08
108		14.88	4.21	1.39	0.60	0.10
120		22.20	5.08	1.68	0.72	0.12
150		30.81	7.56	2.50	1.07	0.17
180		40.69	10.48	3.46	1.48	0.24
210		51.80	13.82	4.55	1.95	0.31
240		64.11	17.58	5.78	2.48	0.40
270		77.62	21.73	7.14	3.06	0.49
300			26.29	8.63	3.70	0.59
330			31.23	10.25	4.39	0.70
360			36.56	11.99	5.13	0.82
390			42.27	13.85	5.92	0.94
420			48.35	15.84	6.77	1.07
450			54.81	17.94	7.67	1.22
480			61.64	20.17	8.61	1.36
510				22.51	9.61	1.52
540				24.97	10.66	1.69
570				27.54	11.75	1.86
600				30.23	12.89	2.04
660				35.95	15.32	2.42
720				42.12	17.95	2.83
780				48.74	20.75	3.27
840				55.79	23.75	3.74
900					26.92	4.23
960					30.28	4.76
1080					37.54	5.89
1200					45.50	7.13
1320						8.48
1440						9.93
1560						11.49
1680						13.15
1800						14.91
2100						19.75
2400						25.23

NOTE: For good practice, to minimise water hammer, it's recommended that water velocity is kept below 1.5m/s. Pink areas in tables show where this velocity has been exceeded

HYDRAULIC SHOCK

Suddenly starting or stopping the water flow by operating a shut off valve can cause severe water hammer or hydraulic shock. This can result in burst pump casings and pipes and these are not covered by warranty.

A pressure relief valve is recommended to assist with pump protection against pressure spikes, however it is good practice to close valves slowly to reduce the risk of hydraulic shock.

Need help with pump selection?

Call Aussie Pumps or your local Aussie Gold Dealer, aussiepumps.com.au, it's easy.

PVC pipe					
PN12 Based on AS/NZS 1447-1996					
Rqd flow rate l/m	Head loss m/100m				
	Nom bore ID ...	25 29.6mm	32 37.3mm	50 53.5mm	80 78.8mm 100 101.5mm
6		0.15			
12		0.49	0.16		
18		0.98	0.33	0.06	
24		1.62	0.54	0.10	
30		2.40	0.80	0.14	
36		3.31	1.10	0.20	
42		4.34	1.44	0.26	
48		5.50	1.82	0.33	
54		6.77	2.24	0.40	0.06
60		8.16	2.70	0.48	0.08
72		11.29	3.74	0.67	0.11
84		14.86	4.91	0.88	0.14
96		18.87	6.23	1.11	0.18 0.05
108		23.29	7.68	1.37	0.22 0.06
120			9.27	1.65	0.26 0.08
150			13.83	2.45	0.39 0.12
180			19.18	3.40	0.53 0.16
210				4.47	0.70 0.21
240				5.68	0.89 0.26
270				7.02	1.10 0.33
300				8.49	1.32 0.39
330				10.07	1.57 0.47
360				11.78	1.83 0.55
390				13.62	2.12 0.63
420				15.57	2.42 0.72
450				17.63	2.74 0.81
480				19.82	3.07 0.91
510				22.12	3.43 1.02
540				24.54	3.80 1.13
570				27.06	4.19 1.24
600				29.71	4.59 1.36
660					5.46 1.62
720					6.39 1.89
780					7.38 2.18
840					8.44 2.49
900					9.56 2.82
960					10.75 3.17
1080					13.32 3.93
1200					16.13 4.75
1320					5.65
1440					6.62
1560					7.65
1680					8.76
1800					9.93
2100					13.15

Pump not priming? Fix it fast ...

Check out How Self Priming Pumps Work & our **TOP 5 troubleshooting tips**

Need more assistance with your pump trouble-shooting? ... Call Aussie or your local Aussie dealer



Symptoms	Cause	Action
Suction failure	TOP 5 Air leak in suction line	Check couplings, associated o-rings and hose are all air tight
	Pump not properly primed	Prime pump correctly, fill pump body & refit priming plug
	Speed too low or head too high	Consult pump specialist
	TOP 5 Blocked suction	Unblock suction strainer & suction hose
	Excessive suction lift	Check pump specification
	Air pockets or small air leaks in suction line	Locate and correct
Reduced performance	TOP 5 Obstruction in suction line or impeller	Remove obstruction, ensure strainer fitted
	Insufficient submergence of the suction pipe	Increase submersion of strainer
	Excessively worn impeller or wear ring	Replace impeller and/or wear ring
	Excessive suction lift	Check pump specification
	Wrong direction of rotation	Refer to installation instructions
Engine or motor overload	Speed higher than planned	Reduce speed
	Liquid handled of greater viscosity than water	Check pump specification
	Too large an impeller diameter	Trim impeller
	Low voltage	Consult power supplier
	Stress in pipe connection to pump	Support piping properly
Excessive noise /vibration	Misalignment	Align all rotating parts
	Excessive suction lift	Consult pump specialist
	Material lodged in impeller	Dislodge obstruction
	Worn bearings	Replace bearings
	Impeller screw loose or broken	Replace
	Cavitation (improper suction design)	Check flow not impeded, i.e. suction hose too small, strainer blocked, gate valve part closed etc. Check duty point of application matches pump specs.
	Wrong direction of rotation	Refer to installation instructions
Leak from pump/engine (or motor) joint	TOP 5 Pump has been run dry	Replace mechanical seal, pump must be primed before starting.
	Mech seal spring jammed	Clean out debris, replace mech seal
	Mech seal faces worn	Replace mechanical seal
	Misalignment	Align all rotating parts
Premature engine/motor bearing failure	Suction or discharge pipe not properly supported	Correct supports
	Bent shaft	Replace shaft
	Water or contaminates entering bearings	Protect pump from environment
	Lubrication to bearings not adequate	Check manual
	Wrong type of lubrication	Check manual
	TOP 5 Low oil shutdown is activated	Ensure pump is level, add oil to engine
Engine does not start	Low fuel level	Add fuel
	Battery not charged	Recharge or replace battery
	Battery leads not connected	Clean battery connections and reconnect cables
	Engine or pump seized	Replace seized part
Electric motor failure	High or low voltage	Check voltage with voltage metre
	High electric surge	Monitor voltage and consult power supplier
	Poor electric connection	Turn power off, clean and check connections
	Overloads	Check amperage. Do not exceed nameplate full load amperage
	Bearing failure	Change bearings in motor
	Cooling vent plugged (rodent, leaves, dirt, etc.)	Install proper screens
	Moisture or water in motor	Protect pump from environment

GENERAL: Aussie Pump's general terms of sale represent a statement of contracts to supply equipment between Australian Pump Industries Pty Ltd and its customers.

Prices

- Prices printed in the Aussie Pumps price list are current at date of issue and are subject to change without notice. Prices charged will be those ruling at the date of delivery.
- All retail prices quoted are recommendations only. There is no obligation to comply with these recommendations.
- The validity of any quote given by Aussie Pumps will be 30 calendar days unless stated otherwise in the quotation. We reserve the right to withdraw quotations in writing before the end of the validity period.

Special Construction Products

- Pump sets, pressure cleaners or sprayers, or any other product, not listed as a standard product in the price list may be manufactured by Aussie Pumps against specific customer order and specification. These units are not eligible for return under the stock swap program.
- It is the purchaser's responsibility to satisfy themselves of the suitability of any special order products being built by Aussie Pumps for the buyer's purpose based on the information provided by Aussie Pumps in its quotation.
- Special orders as described above are irrevocable and not subject to cancellation or deferment.
- Warranties applicable to special order products as described above are the same as that which applies to all standard Aussie Pumps product, other than for those items supplied to Aussie Pumps by third parties for which Aussie Pumps will assign the original supplier's warranty to the buyer of the "special order product".

Goods Returned Policy

- Return of goods for credit will not be accepted without our prior written approval. There is no obligation on the part of Australian Pump to accept goods returned for credit without prior approval. Return authority label must be attached to outside of box. Return is conditional upon the products being returned;
 - Freight prepaid in unused condition and in original packaging. Obsolete products are not eligible for return.
 - Products returned for credit must be unsoiled, undamaged, in resalable condition and not more than 12 months old.
 - All returned products must be accompanied by a copy of the original delivery docket.
 - A written statement including the original invoice number, the date of purchase and full reasons for the return.
- Credit value of the goods returned will be at the absolute discretion of Aussie Pumps and will be limited to the original amount invoiced for that product. A restocking charge, the amount of which shall be at the absolute discretion of Aussie Pumps but will be not less than 25% of the original price of the product, will be applied to cover restock, repackaging, documentation and administration charges.

Incorrectly Supplied, Missing or Damaged Goods

- Aussie Pumps must be notified, in writing, within three (3) working days of delivery of any goods incorrectly supplied so that prompt replacement with the correct products can be arranged.
- All deliveries should be inspected for missing or damaged goods before the buyer signs for the goods. Missing or damaged goods should be noted on the consignment note. Any claims for missing goods or for products supplied in damaged condition must be reported to Aussie Pumps, in writing, within three (3) working days for the claim to be considered. N.B. Our terms are ex works. Claims for damage or loss in transit will not be considered.

Warranty

- All Aussie Pumps products are guaranteed to be free from faulty workmanship or material as detailed in the warranty card supplied with each product and as detailed in the operator's manual that is supplied with the goods.
- All engine warranty** claims should be made directly to the service agent for the engine manufacturer and warranty is subject to their terms & conditions.
- Federal battery warranty** is covered by Ryde Batteries, 1300 133 980. Call to find their nearest nominated agent.
- Repairs carried out** by Aussie Pumps Service Division on products outside the guarantee period are guaranteed to be free of faulty workmanship or material for a period of three (3) months after the repair.
- Warranty** is deemed to apply to failures due to faulty workmanship or materials and does not apply to fair wear and tear, improper installation or application, the user's failure to carry out maintenance, or as a result of the product's use for purposes for which it was not designed.
- Aussie Pumps is not liable for any loss of profit or consequential or indirect special loss arising from defects in any of its products.
- Aussie Pumps will not be liable for damage or injury of any kind whatsoever arising directly or indirectly from product defects.
- Aussie Pumps' liability under the terms of the company's guarantee or warranty is limited to any one of the following:
 - replacement of the product with a suitable equivalent
 - repair of the product
 - return of the product for refund of purchase price
 - payment for the cost of having the product repaired
 - supply of replacement services
 - payment of the cost of having services supplied again
 - Aussie Pumps reserves the right to choose the lowest cost option of the above.

N.B. All prices are ex works Castle Hill warehouse. If purchaser chooses to use our carrier insurance is purchaser's responsibility. We do offer freight insurance at 2% of the value of the goods shipped.

DEMONSTRATION/FIELD DAY STOCK - In the event that goods are loaned to a customer for demonstration or display, the customer is responsible for return of the goods in BRAND NEW CONDITION. Any parts, labour or packaging required to put the loaned items back into brand new condition will be charged to the customer at normal rates.

N.B. The customer is deemed to be the person / customer to whom Australian Pump Industries loans the goods.

Due to our program of continuous product development Australian Pump reserves the right to alter specifications without notice.

Note:

Our goods come with guarantees that cannot be excluded under the Australian Consumer Law. You are entitled to a replacement or refund for a major failure and for compensation for any other reasonably foreseeable loss or damage. You are also entitled to have the goods repaired or replaced if the goods fail to be of acceptable quality and the failure does not amount to a major failure.

The benefits under the Aussie Pump warranty are in addition to other rights under Australian Consumer Law.

Due to our program of continuous product development the manufacturer reserves the right to alter specifications without notice.



Aussie Pumps

Reliable Products ... Reliable People

Australian Pump Industries Pty Ltd

8 Solent Circuit, Norwest NSW 2153

Ph: (02) 8865 3500

aussiepumps.com.au | info@aussiepumps.com.au

All prices exclude GST & are recommended prices only. Freight, insurance, pre delivery & installation costs are excluded. Prices effective from 1/09/2024 but are subject to change without notice. All items have been included in good faith based on our knowledge or product availability at the time of publication. Aussie Pump reserves the right to change specifications & prices without notice.

API_PS9/0924/1

Distributed by

