



AUSSIE QUIK PRIME DIESEL DRIVE GUSHERS

Aussie diesel powered gushers (transfer pumps) are available in a range of sizes from 2" to 6" inlet/outlet.

They are designed to be **ultra reliable**, economic and have applications in the transfer of high volumes of liquid at relatively low pressures.

Pumps in the range offer flows of up to 2600

litres per minute, (QP602) with heads of up to 30 metres.

Aussie gushers feature big open cast iron impellers capable of pumping some solids in suspension.

They are driven by **top quality** diesel engines from recognised manufacturers with large service networks.

Features

- Five year pump warranty
- Fast self priming from 8m
- Cast iron open impeller
- Replaceable flanged suction port
- Full roll frame with anti vibration mounts
- Economical & reliable diesel engines from **Yanmar, Hatz & Kubota** (2 year engine warranty)
- Exceptional efficiencies
- Pump body components made from high grade marine aluminium
- Optional Viton seal kit
- Optional Mine Boss version

Benefits

- » Great quality ... use with confidence
- » Ready to pump in minimum amount of time
- » Passes small solids in suspension, long trouble free wear life
- » Easily replaced if thread damaged, easy to service check valve without dismantling pump
- » Protects pump, facilitates transport on site
- » Tried and proven with established service networks throughout the world
- » Transfers more water per litre of fuel
- » Resists corrosion, provides long life
- » Permits pumping of diesel fuel or some ag chemicals
- » Robust lifting frame and Aussie Mine Spec safety features

Specifications

Model	Yanmar Diesel		Kubota Diesel		Hatz Diesel		Max Head (m)	Max Flow (lpm)	Suction port	Discharge port	Self primes to (m)
	Model	HP	Model	HP	Model	HP					
QP209	L48 (E) L70E	4.8 7	OC60E	6.0	1B30E	6.4	28	700	2"	2"	7.6
QP303	L48 (E) L70E	4.8 7	OC60E OC95E	6.0 9.5	1B30E	6.4	30	1050	3"	3"	7.6
QP310	L100E	10	OC95E	9.5	1B40E	9	30	1300	3"	3"	7.6
QP402	L70 (E) L100E	7 10	OC95E	9.5	1B40E	9	28 28	1450 1600	4"	4"	7.6
QP602	L100E	10	-				18	2500	6"	6"	7.4

NOTE: Aussie stock codes for QP pumps are determined by using the pump & engine model, e.g. QP303/L48E is the Yanmar L48, electric start version of the QP303.

Five Year Warranty:

Aussie Quik Prime pumps carry a unique pump end five year warranty. The products are guaranteed to be free of faulty workmanship or material for a period of 5 years.

Only top quality genuine engines by reputable manufacturers are used. A two year engine warranty applies, administered by the engine manufacturer or it's duly appointed service agent.

Due to our program of continuous product development the manufacturer reserves the right to alter specifications without notice.



6" QP602/L100E
(Note long range fuel tank option available on this model)

Applications:

- High volume water transfer
- Fast fill tanker applications
- Flood irrigation
- Construction site dewatering

Alternative drive options:

- Petrol drive
- Hydraulic drive

Aussie Mine Boss Gushers

- Yanmar diesel power pump with
- 38mm super robust stainless steel frame
 - Balanced lifting bar
 - Emergency stop
 - Lockable battery isolation
 - Gel battery
 - Integrated fire extinguisher



Quality
ISO 9001
SAI GLOBAL

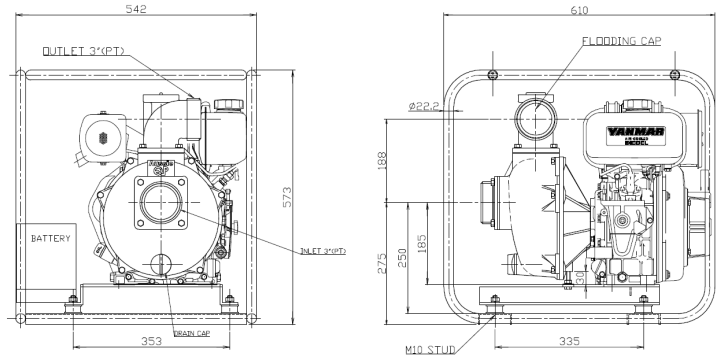


AUSSIE QUIK PRIME DIESEL DRIVE GUSHERS

Construction:

Front case	Marine grade aluminium
Volute	Marine grade aluminium
Back plate	Marine grade aluminium
Mechanical seal	Carbon/ceramic
Outlet	Marine grade aluminium
Casing bolts	Zinc plated steel
Check valve	Nitrile rubber
Priming & drain plugs	Polycarbonate
Casing, priming & drain plug o-rings	Nitrile rubber
Finish	Brushed aluminium (except QP602)
Impeller	Cast Iron

Dimensions:



Model	Engine	Width (mm)	Height (mm)	Length (mm)	Weight (kg)
QP207, QP209, QP303	L48	420	573	610	45
QP303, QP310, QP402	L70	560	680	760	70
QP310, QP402	L100	618	661	735	98
QP602	L100	700	750	950	160



QP303/L48E



QP402/L100E



QP303/OC95



QP402/OC95



QP303/1B30E



QP402/1B40E

Standard Accessories:

- Coupling kit and strainer
- Heavy duty roll frame, 2" through to 6" sizes

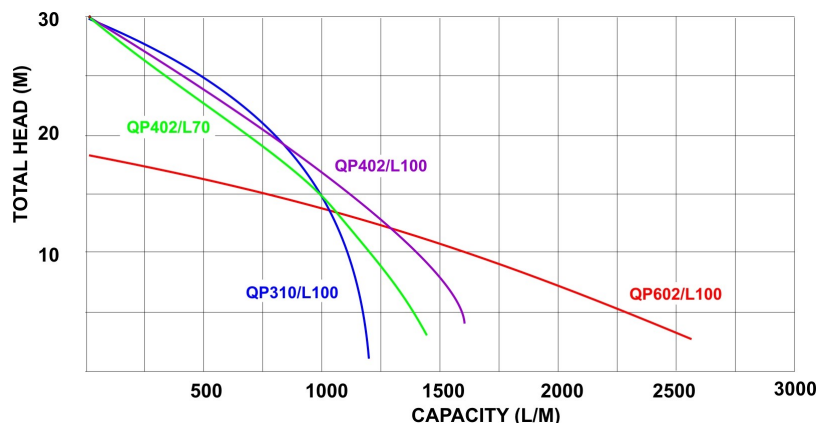
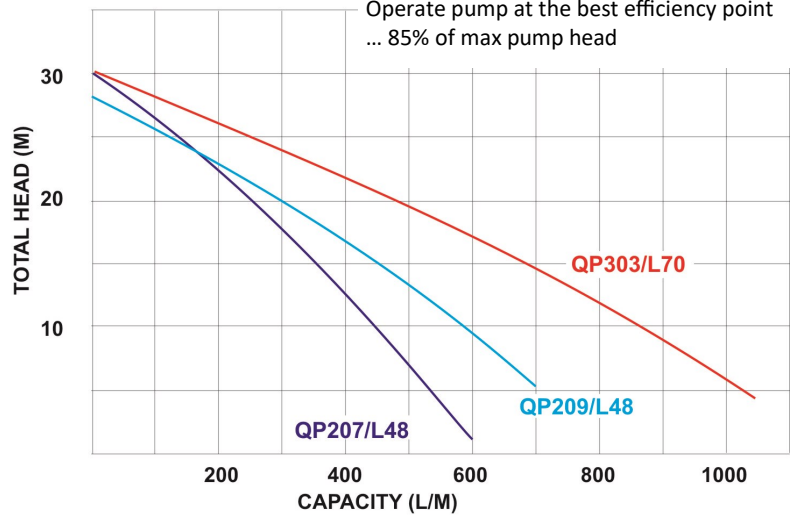
Optional Accessories:

- Heavy duty suction hose, 2" through to 6"
- Medium pressure lay flat delivery hose 1 1/2" to 6"
- Diesel fuel compatible hoses

Performance Curve:

Golden Rule

Operate pump at the best efficiency point ... 85% of max pump head



Due to our program of continuous product development the manufacturer reserves the right to alter specifications without notice.