

CORROSION RESISTANT TRANSFER PUMPS

NI AL BRONZE ELECTRIC DRIVE

SALT WATER SPECIALIST



- ✓ 1", 2", 3" & 4"
- ✓ Bronze pump case & impeller
- ✓ Stainless steel shaft
- ✓ Alumina/carbon seals standard
- ✓ Viton, Nitrile & EPDM seal options

Applications:

- MARINE SALVAGE
- BILGE PUMP OUT
- DECK WASH DOWN
- MARINE FIRE FIGHTING
- AQUACULTURE




CAST 316 STAINLESS STEEL

corrosion & erosion resistant

- ✓ 3" Heavy duty electric drive pumps
- ✓ Cast 316 stainless steel
- ✓ Alumina/carbon seals standard

Applications:

- MINE TAILINGS DAM PUMP OUT
- AGGRESSIVE WATER PUMPING
- ACID & SOLVENT PUMPING
- FOOD & BEVERAGE PROCESSING




GREAT VALUE

Distributed by

Aussie Pumps
www.aussiepumps.com.au

GMP Bronze & Stainless Steel Electric Drive Self Priming Transfer Pumps



Product Description:

Heavy duty cast Ni Al bronze & 316 stainless steel, self priming, centrifugal electric drive pumps with high pressure and flows available in a range of sizes from 1" through to 4".

These pumps offer flows up to 2,250 litres per minute and maximum heads of 31 metres, and are designed for industrial and agricultural tasks. Fitted with a heavy duty TEFC single or three phase IP rated electric motor. Pumps are available with standard seals in carbon/Alumina with optional Viton, silicon carbide, tungsten carbide.

DNV approval available for some bronze marine pumps.



Applications:

Zinc free bronze

- Deck wash down
- Bilge pump out
- Salvage pump
- Marine air conditioning
- Diesel transfer

Stainless steel

- Aggressive water pumping
- Sewage handling
- Acid & solvent pumping
- Industrial food waste
- Agricultural chemical transfer

Features

- Heavy duty cast construction
- Big open impeller
- Self primes from 6 metres
- Replaceable suction cover
- Close coupled to a heavy duty TEFC single or three phase electric motor IP rated
- Cast iron foot mounting, steel base plate on models 4kW & over
- Carbon/Alumina seals standard, other seal options available

Benefits

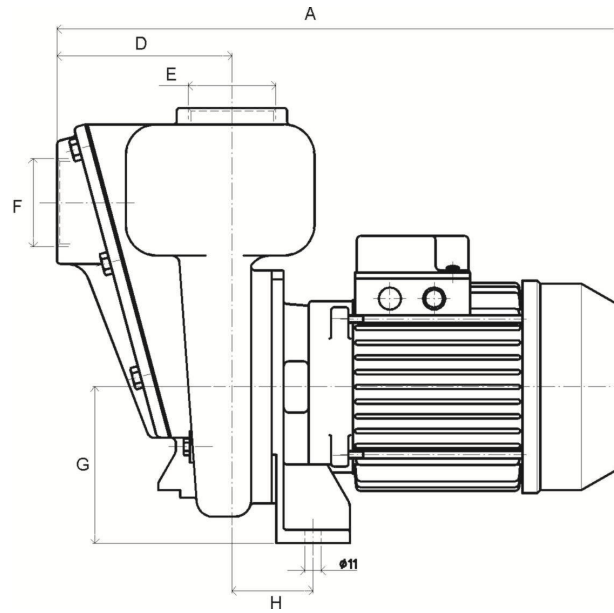
- Long trouble free life
- Pumps small solids in suspension
- Ready to pump in minimum amount of time
- Easy to replace, easy access to check valve for servicing
- Electric motor convenience with compact design for ease of installation
- Stable, easy to install
- Flexibility of handled liquids

Model	kW	Motor	IP rating	Suct/ Del	Total Head (m)	Capacity (l/m)	Solids Handled (mm)	Bronze CAT number	SS CAT number
B1KQ-A	0.37	three phase 415v	54	1" x 1"	12	130	6	EA9N	-
B2KQ-A	1.5	single phase 240v	54	2" x 2"	19	450	16	EAS8	-
	2.2	three phase 415v	54	2" x 2"	19	450	16	EA7V	-
B3KQ-A	2.2	single phase 240v	54	3" x 3"	16	840	27	EAT1	-
	2.2	three phase 415v	54	3" x 3"	16	840	27	EAT2	-
B4KQ-A	4	three phase 415v	55	4" x 4"	15	1650	35	EALE	-
	4	three phase 415v	55	3" x 3"	28	1300	19	EALB	EAD2/EALP
B3XR-A	5.5	three phase 415v	55	3" x 3"	28	1400	24	-	EAC6/EALR
	7.5	three phase 415v	55	3" x 3"	30	1500	24	EALD	-
B4XR-A	15	three phase 415v	55	4" x 4"	31	2500	39	EAFG	EAAC



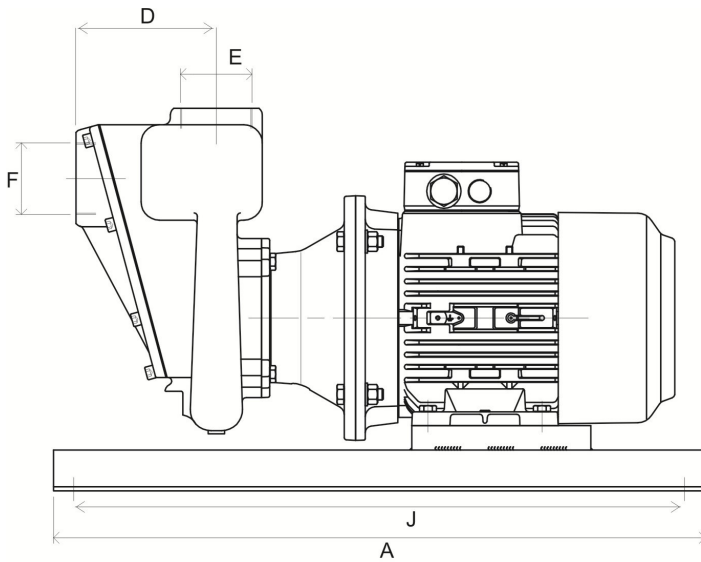
GMP Bronze & Stainless Steel Electric Drive Self Priming Transfer Pumps

Dimensions:



Model	Length - A (mm)	Height - B (mm)	Width - C (mm)
B1KQ-A	335	283	190
B2KQ-A	410	294	185
B3KQ-A	485	295	190

Full data sheet available for each pump ... contact Aussie Pumps

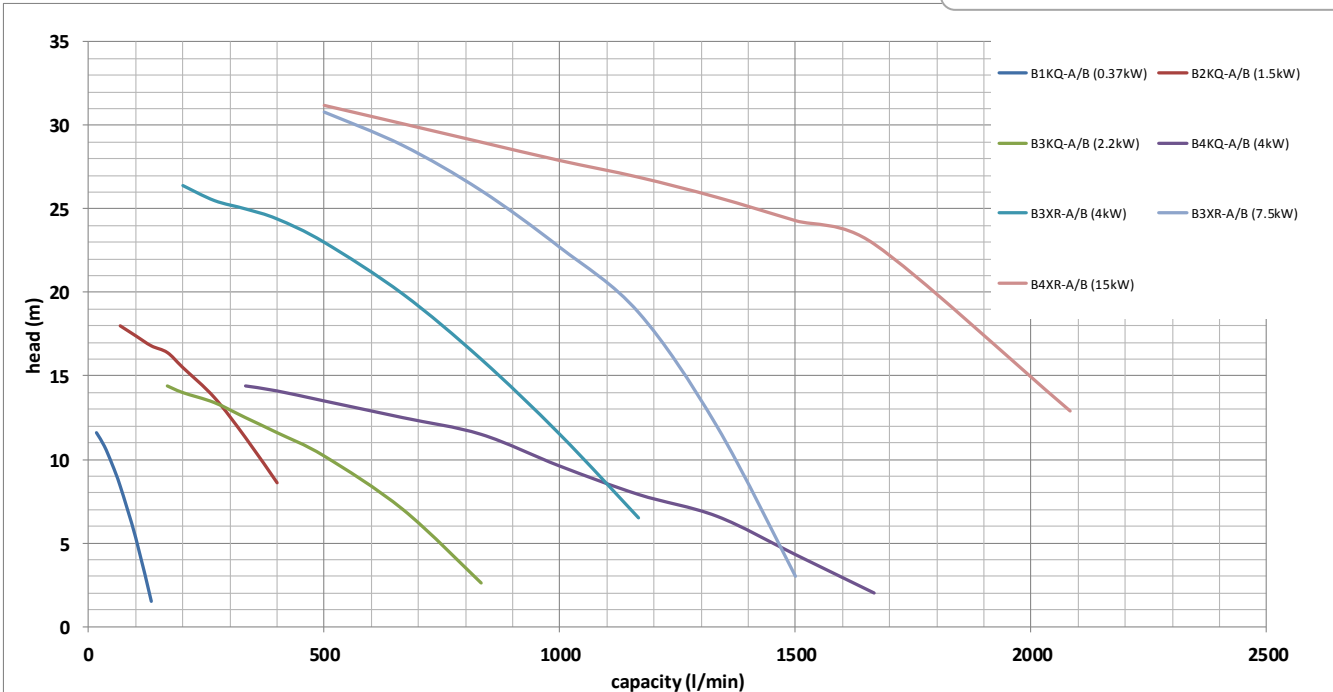


Model	Length - A (mm)	Height - B (mm)	Width - I (mm)
B3XR-A 4kW	700	450	360
B3XR-A 5.5kW OR 7.5kW	790	470	360
B4KQ-A	700	455	360
B4XRA	1000	544	470

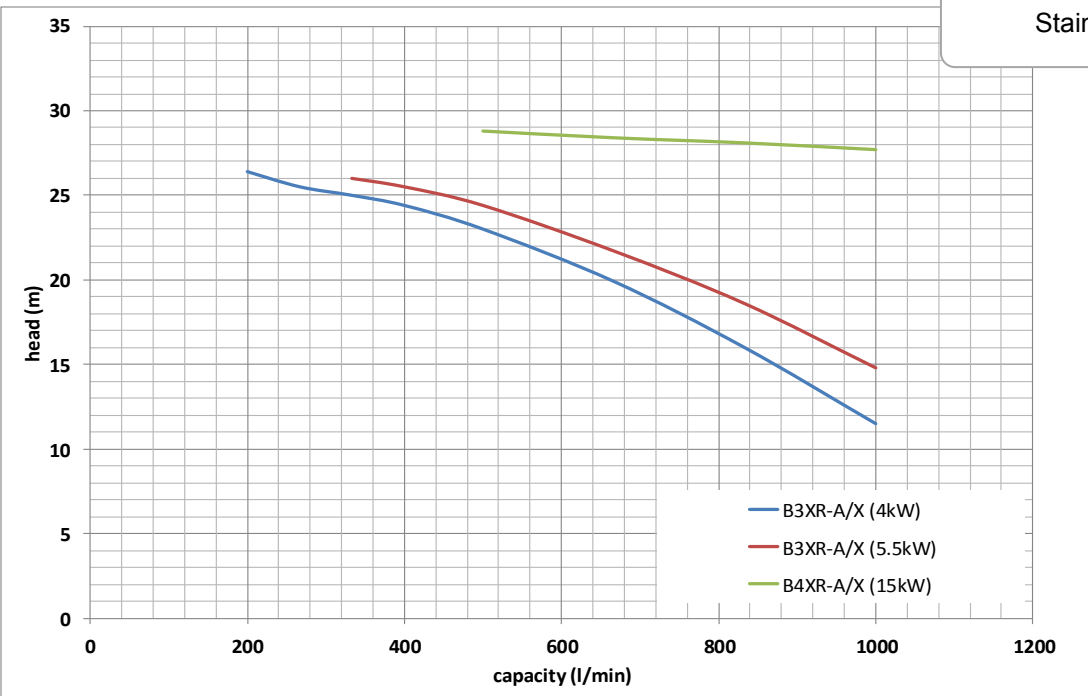
GMP Bronze & Stainless Steel Electric Drive Self Priming Transfer Pumps

Performance Curves:

Bronze pumps



Stainless Steel pumps



Optional Accessories:

Curves should be used as a guide only, for detailed performance curves contact Aussie Pumps

- Heavy duty suction hoses 2" and 3"
- Medium pressure lay flat delivery hose, working pressure 100 psi
- Carbon ceramic, silicon carbide, tungsten carbide or Viton seals available

Due to our program of continuous product development the manufacturer reserves the right to alter specifications without notice.