


6.1 AG SPRAY PUMPS ... WIPE OUT WEEDS



Delta 125/GX390

Versatile ... the essential farm sprayer

Note: Pressure and flow figures are expressed as pump maximums. Horsepower limitations may affect pressure/flow combinations.

Compact, **Honda** engine powered, high pressure sprayer kit, up to 1 ½ metre self priming with pressures from 40 bar to 50 bar, flows from 8 litres per minute to 153 litres per minute.


Yanmar diesel drive versions also available.

- Can be run dry
- Visual oil sight gauges
- Self-priming operation
- Stainless steel check valves
- Large capacity oil bath crank cases with drain

- Spot spraying
- Sheep jetting
- High pressure transfer
- Misting
- Machinery wash down
- Contract spraying

plugs for ease of maintenance

- Compatible with most fluids, including: liquid fertilizers, abrasive materials, suspension products, pesticides, de-icing materials and other hard to handle fluids.
- Max fluid temp 60° C
- One piece stainless steel diaphragm bolts
- Heavy duty Urethane diaphragms



Kappa 43/GX200

Electric start option

Electric start models fitted with colour coded battery leads, securing rods & plate. Battery supplied separately ... see page 25 for details

AG SPRAY

ISSUE 1

PUMP SMART 8

HONDA PETROL ... 3 year GX engine warranty

Model	s/code	Honda Engine	No of diaphr	Flow (l/m)	Pressure	Regulator	Boxed Dim (LxWxH) mm	Weight (kg)	List price
KAPPA 43	SKAPPA43/GX200 (recoil start)	6.5 HP	3	44	40 bar (580 psi)	3-way outlet, gauge, by-pass	1100x800x900	52 [#]	\$3,414
DELTA 75	SDELTA75/GX390E (electric start)	13 HP	3	75	40 bar (580 psi)	3-way outlet, gauge, by-pass	1100x800x950	84 [#]	\$5,840 *
DELTA 125	SDELTA125/GX390E (electric start)		5	125	40 bar (580 psi)		1100x800x950	94 [#]	\$7,315 *
DELTA 151	SDELTA151/GX630E (electric start)	23HP	4	153	50 bar (710 psi)	2-way outlet, gauge, by-pass	1100x800x1130	180 [#]	\$13,120 *

YANMAR DIESEL ... 2 year engine warranty

shipped on a skid, dimensions & weight include skid

Trolley option available

Model	s/code	Yanmar Engine	No of diaphr	Flow (l/m)	Pressure	Regulator	Boxed Dim (LxWxH) mm	Weight (kg)	List price
KAPPA 43	SKAPPA43/L48E (electric start)	4.8HP	3	44	40 bar (580 psi)	2-way outlet, gauge, by-pass	1100x800x950	65 [#]	\$8,056 *
DELTA 75	SDELTA75/L100E (electric start)	10HP	3	75	40 bar (580 psi)	3-way outlet, gauge, by-pass	1100x800x950	120 [#]	\$9,686 *
DELTA 125	SDELTA125/L100E (electric start)	10HP	5	125	30 bar (435 psi)		1100x800x950	130 [#]	\$10,306 *

HYDRAULIC DRIVE - for flexible, remote installations

All Hydraulic kits include pump & hydraulic coupling , control units not included.

Model	No of diaphr	Flow (l/m)	Pressure	Recommended Control Unit	S/code	List price
DELTA 75	3	75	40 bar (580 psi)	DL3/40	SDELTA75/HYD	\$3,861
DELTA 125	5	125	40 bar (580 psi)	VRG150	SDELTA125/HYD	\$5,116
KAPPA 150	4	153	50 bar (725 psi)	VRG150	SKAPPA150/HYD	\$7,244

Suit Sauer Danfoss OMR & OMT series hydraulic motors

Pump Kits ... for engine drive applications

All kits include pump & gearbox , control units not included.




Build your own spray system Simply select your components

1. Spray unit (either hydraulic or engine drive)
2. Tank (Call for latest RapidSpray Catalogue)
3. Accessories ... hose, reels, gun etc (see page 55)

Model	No of diaphr	Flow (l/m)	Pressure	Suits engine	Recommended Control Unit	S/code	List price
KAPPA 43 ASSY	3	44	40 bar (580 psi)	GX200, 3/4" keyed Q shaft	DS3/40	SKAPPA43ASSY	\$2,454
DELTA 75 ASSY	3	73	40 bar (580 psi)	GX270, 1" keyed Q shaft	DS3/40	SDELTA75ASSY	\$4,465
DELTA 125 ASSY	5	125	40 bar (580 psi)	GX390, 1" keyed Q shaft	VRG150	SDELTA125ASSY	\$5,390
KAPPA 151ASSY	4	153	50 bar (725 psi)	GX690, 1" keyed Q shaft	VRG150	SKAPPA151ASSY	\$7,580

Ag spray accessories See page 55



6.2 AG SPRAY ACCESSORIES ... TOP VALUE PACKAGE


Guns	Model	Pressure	Weight (kgs)	Length (mm)	S/code	List price
	Turbo 400 (Swivel)	50 bar (725psi)	0.69	400	SB26901165	\$198
	Spot 300	40 bar (580psi)	0.63	300	SB3590116	\$229
	Turbine Gun (Adjustable jet)	60 bar (870psi)	1.6	600	SB7901103	\$375
	Gun & Lance M29-300:	50 bar (725psi)		470	SBM29-300	\$113
	M29-500:			500	SBM29-500	\$146
	M27 Gun	30 bar (435psi)	0.32	300	SB279041	\$87

Brass Regulators




S/code	LPM	GPM	bar	PSI	List price
SVRG150	150	40	60	870	\$641
SVRG250	250	66	60	870	\$809


Control Valves

	S/code	Gauge	No of Outlets	LPM	GPM	bar	PSI	List price
	SDL2/20	✓	2	120	32	20	290	\$386
	SDL3/20	✓	3	120	32	20	290	\$386
	SDL4/20	✓	4	120	32	20	290	\$386
	SDL2/30	✓	2	120	32	30	435	\$330
	SDL2/40	✓	2	120	32	40	580	\$435
	SDL3/40	✓	3	120	32	40	580	\$435
	SDL4/40	✓	4	120	32	40	580	\$435


DS Series - pump direct fit.
Model number denotes number outlets and pressure in bar

	SDS3/20	✓	3	100	27	20	290	\$426
	SDS3/40	✓	3	100	27	40	580	\$435


ZX/LA Series (HIGH PRESSURE)

	SZX2/60	✓	2	120	43	60	870	\$788
	SZX4/60	✓	4	120	43	60	870	\$915
	SLA2/60	✓	2	250	66	60	870	\$1,191
	SLA4/60	✓	4	250	66	60	870	\$1,341

Gearboxes

	S/code	Description	Suits	List price
	44 26-5094-76	S4426509476	3/4" shaft (S151-3/4")	\$505
	44 25-5071.75	S4425507175	3/4" shaft (S160 3/4"GR)	\$1,031
	44 25-5082-75	SGEARREDS160VAZ	3/4" shaft (S160 3/4"VAZ)	\$1,031
	44 27-5033 A4	S5033A4	1" shaft (M164 1"VA)	\$1,242
	44 28-5034-B5	S44285034B5	1" shaft (Kappa 150) (M162-1"VA)	\$2,090

Hose, Reels & Kits

Model	S/code	Capacity	Hose	Description	List price	
	Galvanised Hose Reel with locking pin	SHR-8/90L HOSE REEL	50 m	1/2"	♦ Low profile ♦ 90° brass swivel with brass grease nipple	\$714
		SHR10A HOSEREEL	25 m	3/4"		\$809
		SHR12B HOSEREEL	40 m	3/4"		\$852
		SHR12/90	100 m	3/8"		\$782
Hose Reel with Hose & Turbo 400 Gun	SHOSEKIT1	30m	10mm		\$1,308	
	SHOSEKIT2	50m	10mm		\$1,811	
	SHOSEKIT3	100m	10mm		\$2,570	
Hose Ag Chem	S2410001			10mm, per metre	\$20	
	S2413001			13mm, per metre	\$25	
	S2519001			19mm per metre	\$35	
				Minimum length 10 metres		